PAPER 2 LISTENING TEST

approx 35 minutes
(including 6 minutes transfer time)

Part 1

Questions 1–7

There are seven questions in this part.
For each question there are three pictures and a short recording.
Choose the correct picture and put a tick (✓) in the box below it.

Example: How did the woman get to work?

A ☑

B ☐

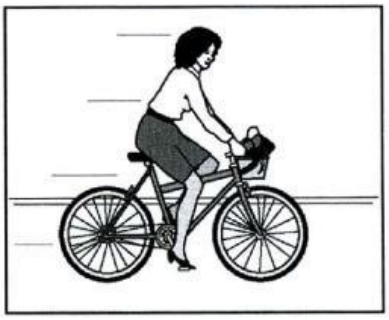

C ☐

---

1 What did the thieves steal?



A ☐

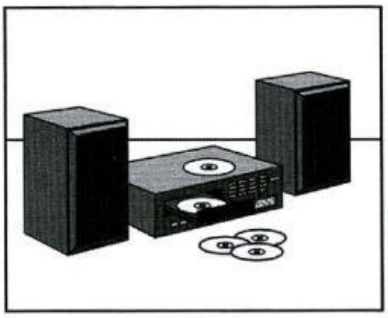

B ☐

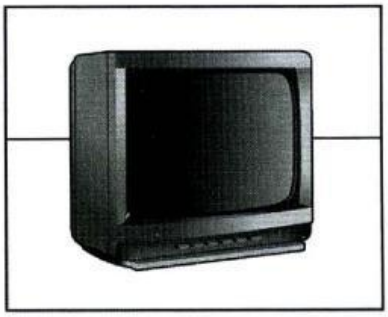

C ☐

2 What present will they take?

A ☐

B ☐

C ☐

LIVEWORKSHEETS

3 What will the woman eat tonight?



A ☐



B ☐



C ☐

4 How much will the girl's ticket cost?

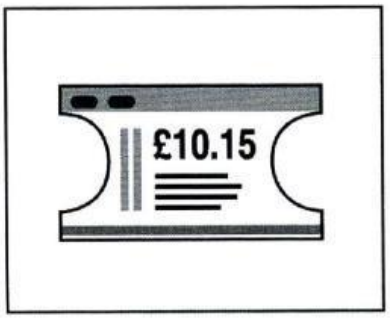

A ☐

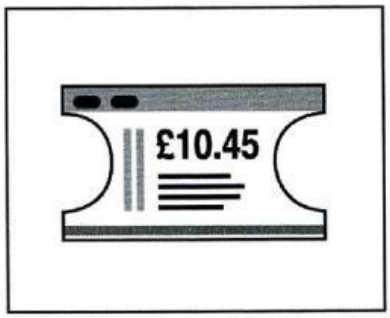

B ☐

C ☐

5 What is the grandmother's job now?

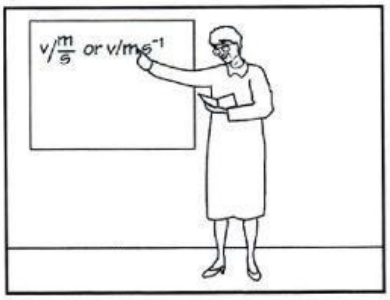

A ☐

B ☐

C ☐

LIVEWORKSHEETS

6 Which button has the boy lost?

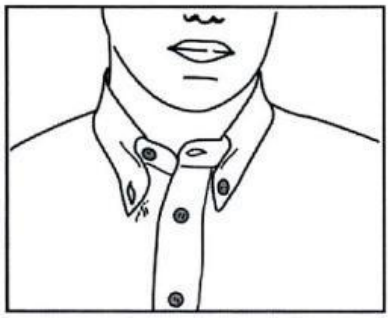

A ☐

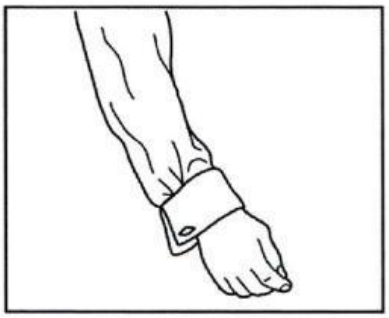

B ☐

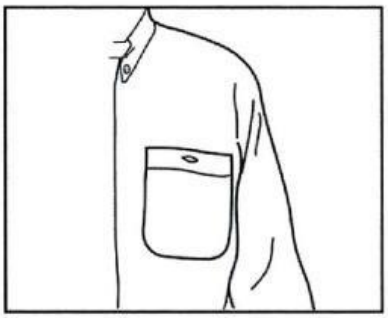

C ☐

7 What will the man do first?

A ☐



B ☐

C ☐

LIVEWORKSHEETS

Part 2

Questions 8–13

You will hear Sarah Brown talking about her work as a television weather forecaster.
For each question put a tick (✓) in the correct box.

---

8 How long has Sarah worked as a weather forecaster?

- **A** ☐ two years
- **B** ☐ seven years
- **C** ☐ thirty years

9 What does Sarah say about her job?

- **A** ☐ She sometimes has to work at night.
- **B** ☐ She enjoys getting up early.
- **C** ☐ She works ten or twelve hours a day.

10 When Sarah does a weather forecast,

- **A** ☐ she prepares it in advance.
- **B** ☐ she sometimes forgets her words.
- **C** ☐ she worries about making a mistake.

11 Sarah's husband

- **A** ☐ works on the same days each week.
- **B** ☐ wants to move nearer his work.
- **C** ☐ spends a lot of time travelling.

LIVEWORKSHEETS

12 Sarah is pleased because she

- **A** ☐ has got her pilot's licence.
- **B** ☐ taught her husband to play tennis.
- **C** ☐ took part in a long race.

13 A man in India wanted

- **A** ☐ to meet Sarah's family.
- **B** ☐ a photo of Sarah.
- **C** ☐ to receive a letter from Sarah.

LIVEWORKSHEETS

Part 3

Questions 14–19

You will hear a radio talk about holidays in Northumberland.
For each question fill in the missing information in the numbered space.

Holidays in Northumberland

Useful Information

- Read Peter Green's book called '**(14)** ..... *around Northumberland*'.
- Lots of things to see, for example **(15)** ..... .
- Accommodation in flats, hotels, cottages or bed and breakfast places.
- Best time to go is **(16)** ..... .

Bike Hire

- One week – £35
- Two weeks – **(17)** £ .....

Local Events

- June – *Food Festival*
- August – *International Festival of* **(18)** .....

National Park Activities

- Guided walks
- Photography
- **(19)** .....

LIVEWORKSHEETS

Part 4

Questions 20–25

Look at the six sentences for this part.
You will hear a conversation between a girl called Julia and her father, about choosing a course at university.
Decide if each sentence is correct or incorrect.
If it is correct, put a tick (✓) in the box under **A** for **YES**. If it is not correct, put a tick (✓) in the box under **B** for **NO**.

		A YES	B NO
20	Julia wants to choose a course as soon as possible.	☐	☐
21	Julia's father thinks that studying business may be boring.	☐	☐
22	Julia's father believes Julia's friend is making the wrong choice.	☐	☐
23	Julia's father thinks she might find studying business too difficult.	☐	☐
24	Julia is confident about her maths.	☐	☐
25	Julia is keen to consider her father's suggestion.	☐	☐

LIVEWORKSHEETS

About the Speaking test

The Speaking test lasts about 10 to 12 minutes. You take the test with another candidate. There are two examiners in the room. One examiner talks to you and the other examiner listens to you. Both the examiners give you marks.

Part 1

The examiners introduce themselves and then one examiner asks you and your partner to say your names and spell them. This examiner then asks you questions about yourself, your daily life, interests, etc.

Part 2

The examiner asks you to talk about something together and gives you a drawing to help you.

Part 3

You each have a chance to talk by yourselves. The examiner gives you a colour photograph to look at and asks you to talk about it. When you have finished talking, the examiner gives your partner a different photograph to look at and to talk about.

Part 4

The examiner asks you and your partner to say more about the subject of the photographs in Part 3. You may be asked to give your opinion or to talk about something that has happened to you.

LIVEWORKSHEETS