Website
Indictor link
Trading Finder
Youtube Channel
Instagram

ICT 2022 Model Indicator for MetaTrader 4 Download - Free - [TradingFinder]

The ICT 2022 Model Indicator is designed based on the trading **strategies** of the **ICT style**. This indicator focuses on key concepts such as **liquidity grabs (Sweep)**, **Change of Character (CHoCH), Swing Failure Pattern (SFP)**, and **fair value gaps (FVG)** and displays these concepts on the chart using **MetaTrader 4 indicators**.

After receiving the necessary **confirmations**, the indicator issues a buy signal with a green arrow and a sell signal with a red arrow.

LIVEWORKSHEETS

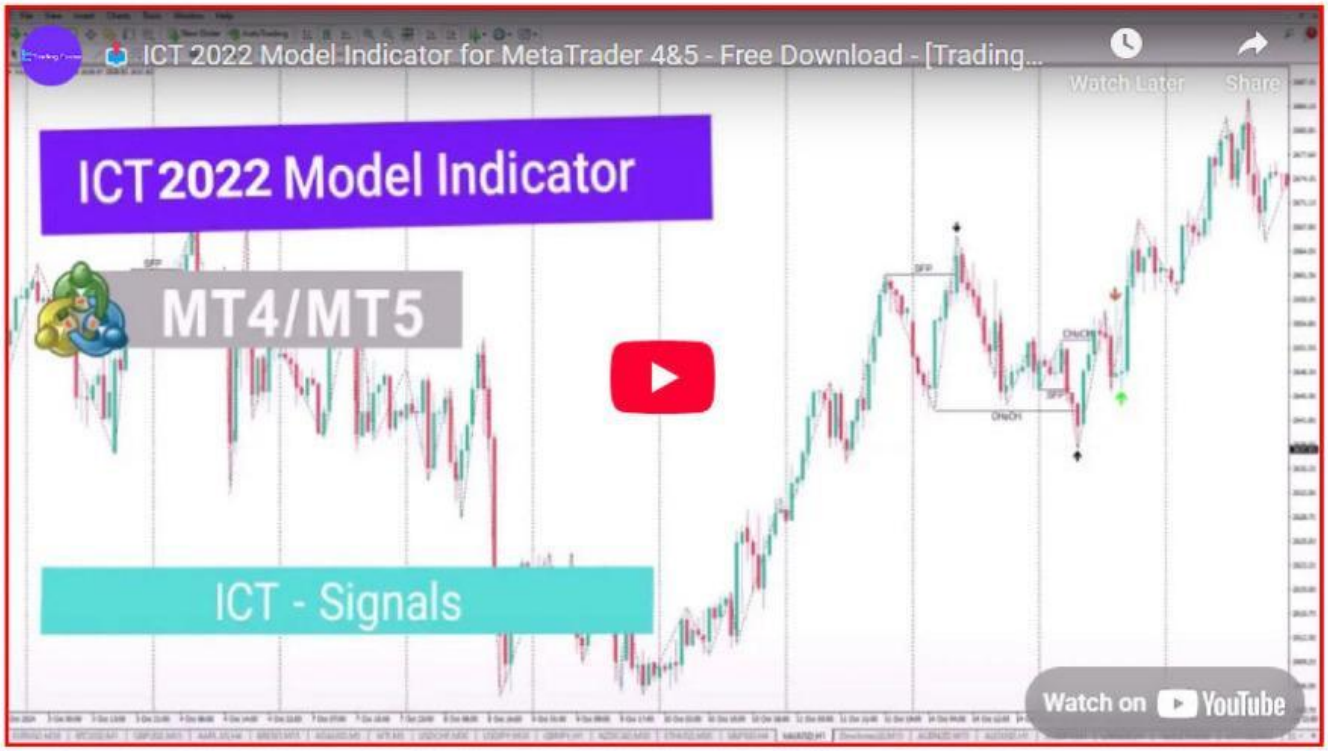

Indicator Specifications

The specifications of the indicator are summarized in the table below:

Category	ICT - Liquidity - Signals and Forecasts
Platform	MetaTrader 4
Skill Level	Advanced
Indicator Type	Trend-following - Reversal
Time Frame	Multi-time frame
Trading Style	Day Trader
Market	Forex - Cryptocurrencies

LIVEWORKSHEETS

Indicator in an Uptrend

In the **uptrend of the USD/CAD chart**, price action begins with a **fake breakout** to **attract liquidity**. This liquidity **grab triggers** a market trend reversal and strengthens the bullish momentum.

After identifying a**Change of Character (CHoCH),** the indicator searches for an **FVG zone** to issue a buy signal.

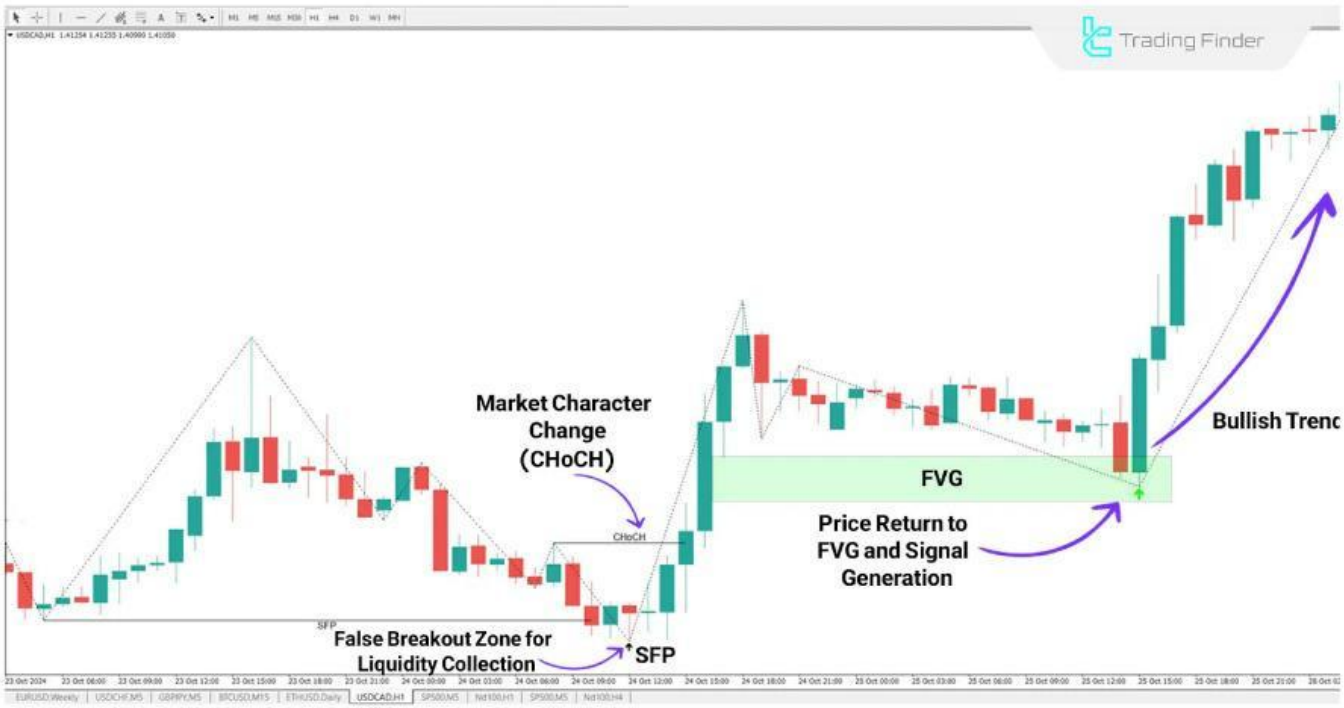

USD/CAD

LIVEWORKSHEETS

Indicator in a Downtrend

In the **30-minute Ethereum** price chart, the price **first captures liquidity** above resistance areas. This liquidity grab is accompanied by a trend reversal and bearish momentum, resulting in a **Change of Character (CHoCH).**

After identifying the last bearish **SFP,** the indicator looks for a fair value gap (FVG) in the price movement direction to issue a trade signal.

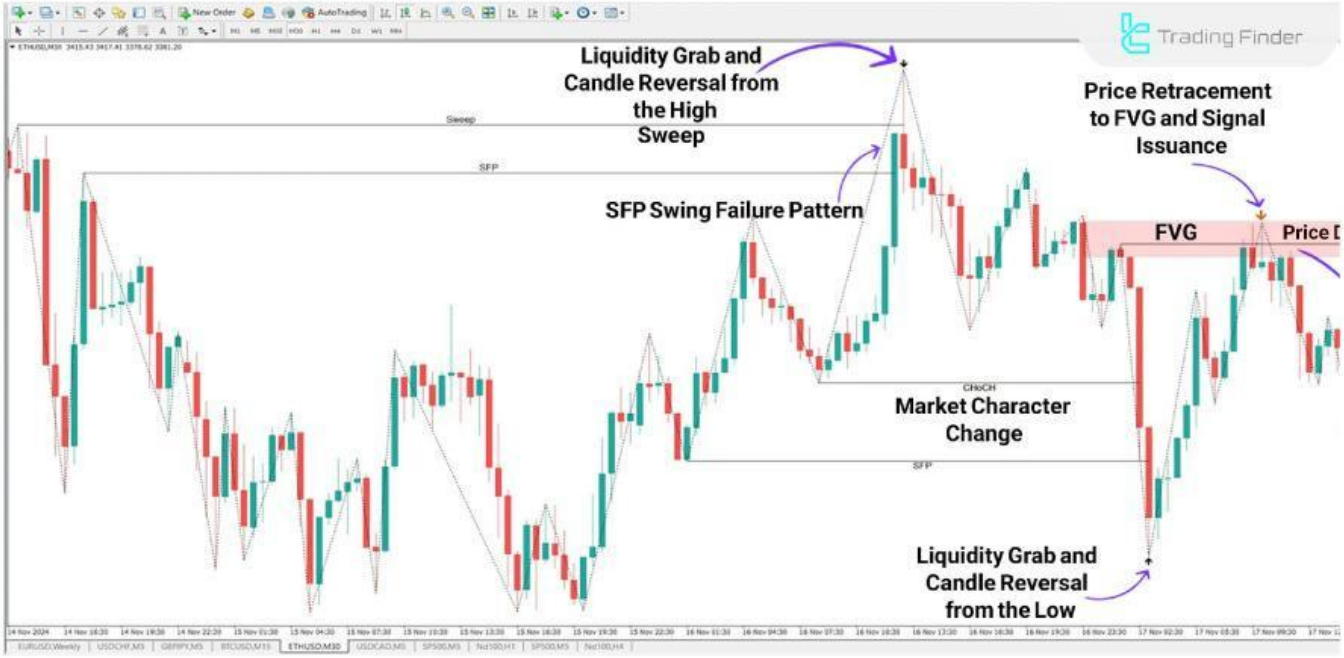

30-minute Ethereum chart

LIVEWORKSHEETS

ICT 2022 Model Indicator Settings

The indicator settings are fully displayed in the image below:

USD/CHF price chart

- **Color Theme of Chart and Object:** Background The color theme of the chart;
- **Maximum Candles to Consider:** Number of past candles to calculate (default: 5000);
- **Show Buy Signals:** Display buy signals;
- **Show Sell Signals:** Display sell signals.

LIVEWORKSHEETS

Conclusion

The ICT 2022 Indicator utilizes key **ICT concepts** such as **liquidity grabs**, **Change of Character**, and **fair value gap** identification.

This indicator **provides precise** and efficient **signals** for entering **buy** and **sell** trades and is widely applicable in **Forex** and **cryptocurrency** markets.

Sources:

1- ICT 2022 Indicator for MT4:

https://tradingfinder.com/products/indicators/mt4/ict-2022-model-free-download/

2- ICT 2022 Indicator for MT5:

https://tradingfinder.com/products/indicators/mt5/ict-2022-model-free-download/

3- Watch it on YouTube:

https://youtu.be/32gXmtlj8O8

4- All Indicators:

https://tradingfinder.com/products/indicators/

Website

Indictor link

Trading Finder

Youtube Channel

Instagram

LIVEWORKSHEETS