

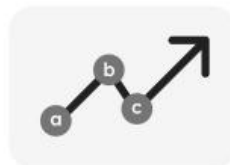


Online Fibonacci Calculator Tool; A, B, C Levels Calculation

+ Formula

The TradingFinder Fibonacci Calculator provides **8 retracement** levels and **9 extension** levels in both **uptrends** and **downtrends** by receiving **3 values [High, Low, Custom]**. This tool is available **free** of charge for all users.

 Uptrend



High (b)

Low (a)

Custom (c)

Calculate

Retracements

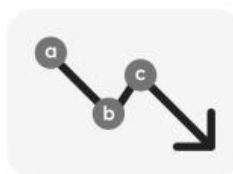
0% (b)	--
23.6%	--
38.2%	--

50%	--
61.8%	--
76.4%	--
100% (a)	--
138.2%	--

Extensions

261.8%	--
200%	--
161.8%	--
138.2%	--
100%	--
61.8%	--
50%	--
38.2%	--
23.6%	--

 Downtrend



High (a)

Low (b)

Custom (c)

Calculate

Retracements

138.2%	--
100% (a)	--
76.4%	--
61.8%	--
50%	--
38.2%	--
23.6%	--
0% (b)	--

Extensions

23.6%	--
38.2%	--
50%	--
61.8%	--
100%	--
138.2%	--
161.8%	--
200%	--
261.8%	--

What is TradingFinder's Fibonacci Calculator Tool?

The Fibonacci Calculator determines **retracement** and **extension** levels based on **3** points: **High**, **Low**, and **Custom**. This online tool can be used in various timeframes from **one second** to **12 months** and is applicable to **forex**, **cryptocurrency**, and **stock** markets.

Additionally, all trading styles in short-term, medium-term, and long-term trading are compatible with this calculator.

FIBONACCI CALCULATOR [TFLAB]

Uptrend

High (H): 5
Low (L): 4
Custom (C): 2

Calculate

CALCULATOR OUTPUTS

Retracements		Extensions	
0% (b)	5.00	261.8%	4.62
23.6%	4.76	200%	4.00
38.2%	4.62	161.8%	3.62
50%	4.50	138.2%	3.38
61.8%	4.38	100%	3.00
76.4%	4.24	61.8%	2.62
100% (a)	4.00	50%	2.50
138.2%	3.62	38.2%	2.38
		23.6%	2.24

Watch on YouTube

How to Utilize TradingFinder's Fibonacci Calculator

Follow the next section to receive the tool's output in **uptrends** and **downtrends**.

How to Use the Fibonacci Calculator

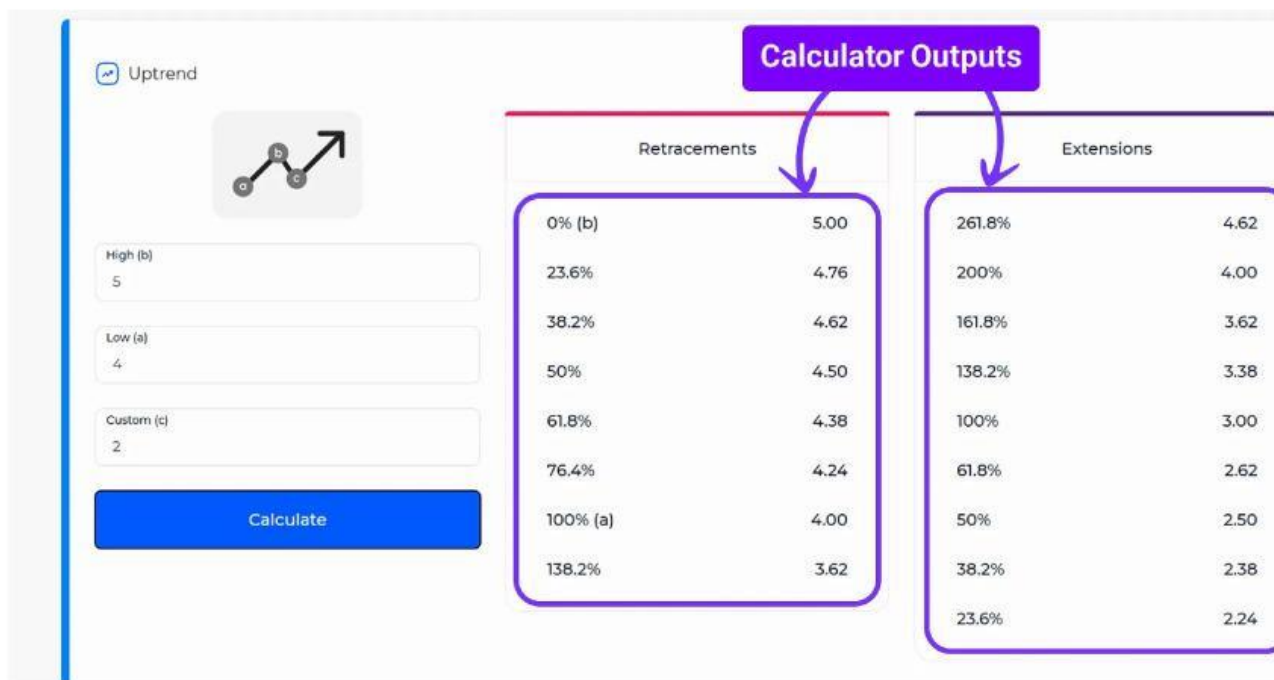
Uptrend:

1. Enter the **"High"** number in the relevant field;
2. Type the **"Low"** value in its related section (Low must be less than High);
3. After setting the **"Custom"** level, click on the **"Calculate"** option.

Then, the calculator applies **Fibonacci ratios** to the input numbers, and **retracement** and **extension** levels appear next to their corresponding **percentages** in the **two** boxes on the right. The "Custom" number will **only affect the extension level output**.

Downtrend:

The **Downtrend** section is located below **"Uptrend"**. Using the calculator in this other part is completely the same as it is with Downtrend.



TradingFinder Fibonacci Calculator tool outputs appear as shown in the image after clicking on the "Calculate" option

Understanding Calculator Outputs

In brief, in an uptrend, retracement numbers act as **support levels** while extension values appear as **resistance levels**. In a downtrend, the situation is **reversed**; live retracement levels serve as resistance, and extension levels appear as support.

Fibonacci Calculator Formula

The formula for the Fibonacci sequence and its levels is as follows:

$$F_n = F_{n-1} + F_{n-2}$$

Reasons to Use TradingFinder's Fibonacci Calculator Tool

Traders can determine position **entry** and **exit** points by considering the support and resistance levels identified by the Fibonacci calculator. Additionally, this tool allows users to set **Price Targets**.

source:

1.our website link:

<https://tradingfinder.com/products/tools/fibonacci-calculator/>

2.all indicator :

<https://tradingfinder.com/education/forex/>

3. youtube video:

<https://www.youtube.com/watch?v=mGSQDZXa8ik&t=5s>



[TradingFinder](https://tradingfinder.com/products/tools/fibonacci-calculator/)



[Educational link](https://tradingfinder.com/education/forex/)



[TradingFinder](https://www.youtube.com/watch?v=mGSQDZXa8ik&t=5s)



[tradingfindercom](https://tradingfinder.com)