





READING AND WRITING

I. Look and circle the correct sounds.

E.g.  **bl**
br

1.  **cr**
br







2.  **cl**
fl

3.  **gl**
tr


4.  **sl**
pl

5.  **tr**
dr


II. Read and put a tick (✓)


E.g. 	Look at the house. Look at the plane.	<input checked="" type="checkbox"/> <input type="checkbox"/>	3. 	He's a dancer. He's a baker.	<input type="checkbox"/> <input type="checkbox"/>
1. 	I can see a blouse. I can see a blanket.	<input type="checkbox"/> <input type="checkbox"/>	4. 	Where are the trousers? Where are the mice?	<input type="checkbox"/> <input type="checkbox"/>
2. 	I want to buy a clock. I want to buy a plate.	<input type="checkbox"/> <input type="checkbox"/>	5. 	I need some bread. I need some cherries.	<input type="checkbox"/> <input type="checkbox"/>


III. Write the missing letters.

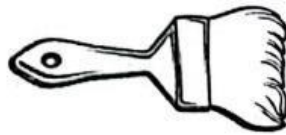

E.g. **water**

1. 
d_c_or

2. 
p_lic_of_lic_r

3. 
t_a_her

4. 
br_dg_

5. 
b_u_h

IV. Look and circle the correct word.

E.g.



skirt

trousers

3.



interesting

boring

1.



neighborhood

street

4.



building

house

2.



sell

buy

5.



teacher

doctor

V. Circle the odd one out.

E.g. a. book

b. building

c. pencil case

1. a. farmer

b. hamster

c. rabbit

2. a. brother

b. mother

c. quiet

3. a. dancer

b. black

c. white

4. a. school

b. blackberries

c. park

5. a. milk

b. juice

c. market

VI. Look at the pictures. Complete the sentences using HAVE/ HAS and words given in the box.

a bone

~~a dog~~

apples

a drum

a teddy

a car



E.g. He has a dog.



1. He _____



2. They _____



3. It _____



4. She _____



5. We _____