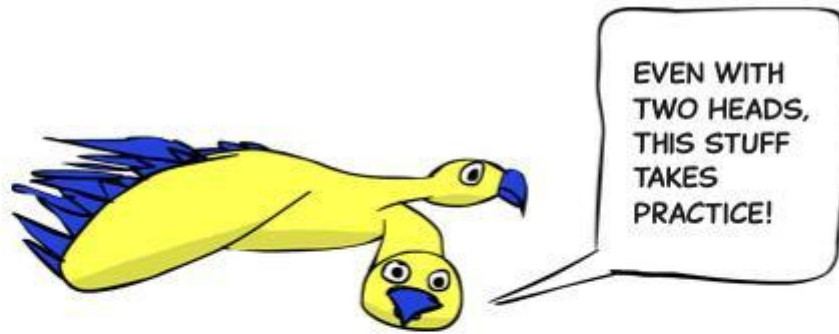


Name that note!


EX:	<u> F </u>	<u> </u>	<u> </u>	<u> </u>	<u> </u>
	<u> </u>	<u> </u>	<u> </u>	<u> </u>	<u> </u>

Where is the note? (Strings 1 and 2)


EX:					
	F	E	D	C	G
	B	C	F	E	D




Fill in the missing notes to finish the sentence



_ a t



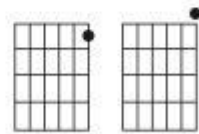
_ r o _ s



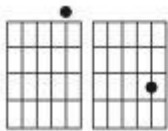
_ a t




_ i a n t




_ l i _ s .



_ a _



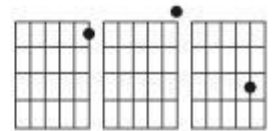
_ o _ s




_ i _




a n _



_ _ u _ .




_ i r _ _ a _ _ s



s _ a r _




two- _ a _ _ _



_ i r _ s !



FOR MORE PRACTICE, CHECK OUT
BIRDS OF FRETOPIA AT
GUITARGAMES.NET!



Strings

2nd	1st	
B	E	Open
C	F	1st
		2nd
D	G	3rd

Frets

Match the Note to the Correct Fret.

EX:

