


















AVALIAÇÃO DA PRODUÇÃO E INTERAÇÃO ESCRITA- TESTE DE INTERNET

1- Match the words with the pictures:


My school supplies

Cut and paste the correct name for these school supplies

			
<div style="border: 1px solid blue; width: 100px; height: 30px; margin: 5px auto;"></div>	<div style="border: 1px solid blue; width: 100px; height: 30px; margin: 5px auto;"></div>	<div style="border: 1px solid blue; width: 100px; height: 30px; margin: 5px auto;"></div>	<div style="border: 1px solid blue; width: 100px; height: 30px; margin: 5px auto;"></div>
			
<div style="border: 1px solid blue; width: 100px; height: 30px; margin: 5px auto;"></div>	<div style="border: 1px solid blue; width: 100px; height: 30px; margin: 5px auto;"></div>	<div style="border: 1px solid blue; width: 100px; height: 30px; margin: 5px auto;"></div>	<div style="border: 1px solid blue; width: 100px; height: 30px; margin: 5px auto;"></div>
			
<div style="border: 1px solid blue; width: 100px; height: 30px; margin: 5px auto;"></div>	<div style="border: 1px solid blue; width: 100px; height: 30px; margin: 5px auto;"></div>	<div style="border: 1px solid blue; width: 100px; height: 30px; margin: 5px auto;"></div>	<div style="border: 1px solid blue; width: 100px; height: 30px; margin: 5px auto;"></div>
			
<div style="border: 1px solid blue; width: 100px; height: 30px; margin: 5px auto;"></div>	<div style="border: 1px solid blue; width: 100px; height: 30px; margin: 5px auto;"></div>	<div style="border: 1px solid blue; width: 100px; height: 30px; margin: 5px auto;"></div>	<div style="border: 1px solid blue; width: 100px; height: 30px; margin: 5px auto;"></div>



colors	glue	tape	pencil	ruler
crayons	books	scissors	backpack	pen
pencil case	stapler	eraser	books	notebooks
pencil sharpener				



2 – Write the correct names under the pictures presented:



ORIGINAL

SCHOOL SUBJECTS PICTURE DICTIONARY

School Subjects ESL Vocabulary Matching Exercise Worksheet For Kids

Physical Education	Music	Maths	Art	French
Geography	English	Information Technology	History	Literature
Economics	Technology Design	Drama	Religion	Science
Grammar				

































Copyright © 2020 EngWorksheets.com All Right Reserved

3 – Match the words with the correct pictures:

Match the words with the correct pictures.

Kitchen ●



Bathroom ●



Living room ●



Garage ●



Bedroom ●



ISLCollective.com

4 – Write the correct names under the images below:

FURNITURE VOCABULARY MATCHING WORKSHEET !

Choose the correct words from the list below and write them under the correct pictures



WORD LIST

- armchair
- television
- sofa
- chair
- table
- bed
- bedside table
- wardrobe
- bookcase
- coffee table
- carpet
- cabinet
- desk
- cushions
- dressing table
- curtains

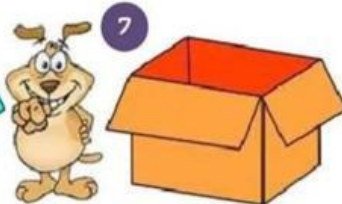
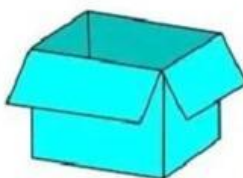
Copyright © 03/12/2018 englishworksheets.com. All rights reserved.

5 – Write the correct number in the squares:

1. arm		stand
2. bedside		wave
3. book		robe
4. coat		place
5. cup	1	chair
6. dish		lamp
7. fire		board
8. front		plant
9. micro		clock
10. pot		case
11. reading		machine
12. TV		washer
13. wall		basin
14. ward		set
15. wash		table
16. washing		door

6- Write the numbers in the correct word:

Where is the dog?



Match the prepositions of place to the correct pictures.

☐ among

☐ behind

☐ between

☐ in

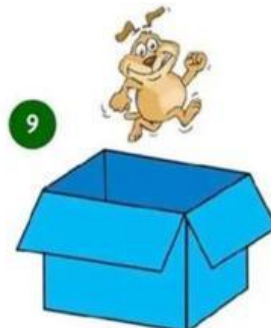
☐ in front of

☐ next to

☐ on

☐ over

☐ under



iSLCollective.com

7 – Write the correct form of the SIMPLE PAST of the verbs in brackets:

A) _____ (he/ speak) to you yesterday?

B) I _____ (chat) with him this morning.

C) I _____ (eat) a lot of oranges.

D) We _____ (not/ study) for this test.

E) _____ (Peter/ be) ok alone?

F) He _____ (study) for this test.

8 - Write the verbs in brackets in the correct form of the PAST CONTINUOUS:

A) Claire _____ (work) on her computer.

B) Claire _____ (not/ play) guitar.

C) _____ (Mary/ sit) on the floor?

D) James _____ (prepare) dinner.

E) _____ (Lisa and Ted/ tidy up)?

F) Ed and Lisa _____ (chat) in the kitchen.