


LITTLE STEP 3


UNIT 7: WHAT DOES A ROUTINE LOOK LIKE?

Lesson 2: Story

1. Listen and choose the correct picture (Nghe và bấm vào hình đúng):




2. Look, listen and tick Yes/ No (Em hãy nhìn hình ảnh, nghe và chọn Đúng/ Sai):




YES

NO



YES

NO



YES








NO



YES

NO

3. Look, listen and tick the correct sound (Em hãy nhìn hình, nghe và chọn âm thanh đúng):



4. Listen and choose the correct icons (Em hãy nghe và chọn những hình đúng):

