






UNIT 8: STATISTICS

Lesson 2: Data table

1. Look and write.



Fruit	Number of Students
mangoes	
apples	
bananas	
oranges	



1. How many mangoes  were eaten? _____
2. How many apples  were eaten? _____
3. How many bananas  were eaten? _____
4. How many oranges  were eaten. _____
5. Which fruit was eaten more?

 or 

2. Look at the table below and write T (True) or F (False).

Fruits	Tom	Anna	Kim
	8	1	3
	4	2	6

- a) Tom has 8 mangoes.
- b) Mary has 1 banana.
- c) Kim has 6 bananas and 3 mangoes.
- d) Tom and Anna have 6 mangoes altogether.
- e) Anna and Kim have 4 bananas altogether.
- f) They have 12 bananas altogether.

T