

Downloading and Installing MT4 Indicators from MQL5 [2 Methods]

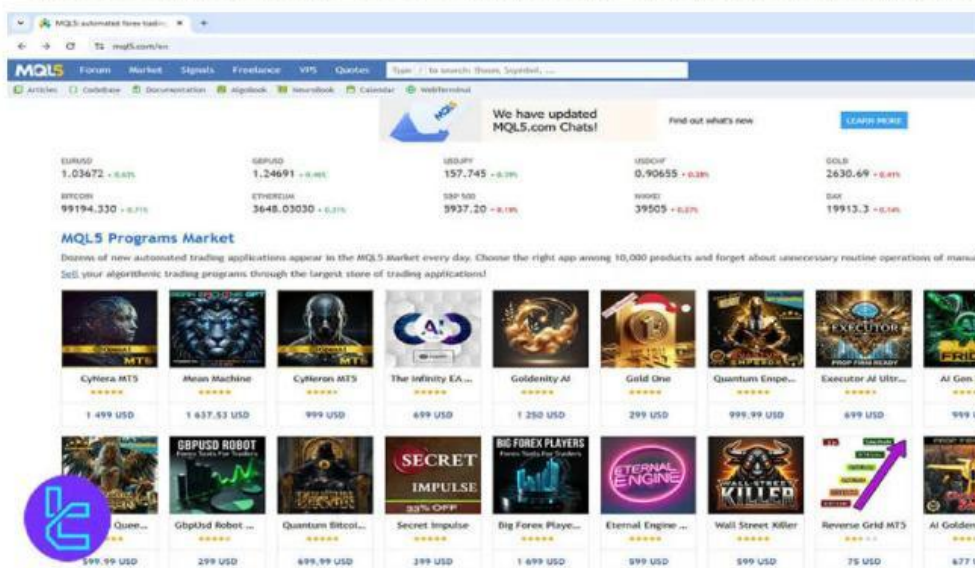
There are generally **two methods** for downloading and installing indicators. These methods include downloading directly from the "MQL5" website and the "Market" section of the **MetaTrader 4** platform.

Method 1: Download and Install MetaTrader 4 Indicators from the MQL5 Website

The "MQL5" website is one of the sources for **downloading** indicators compatible with the MetaTrader 4 platform. The steps for downloading and installing indicators from this site are as follows:

1# Access the MQL5 Website and Create an Account

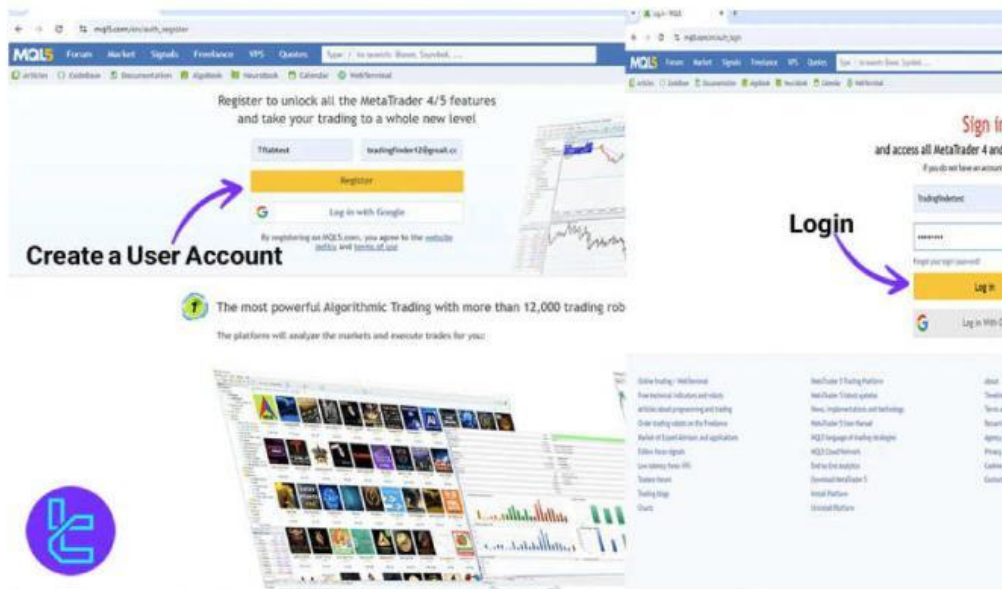
To download indicators from the MQL5 website, you must first create a user account. Select the "Create an Account" option. If you already have



The screenshot shows the MQL5 website interface. At the top, there's a navigation bar with links for Forum, Market, Signals, Freelance, VPS, and Quotes. Below the navigation bar, there's a search bar and a "We have updated MQL5.com Chats!" notification. The main content area displays a grid of trading applications, each with a thumbnail image, a title, a star rating, and a price. The applications include Cyfira MT5, Mean Machine, Cyfiron MT5, The Infinity EA, Goldenity A5, Grid One, Quantum Empe..., Executor AI Ultr..., AI Gen X, Queen..., Gbptid Robot..., Quantum Bitco..., Secret Impulse, Big Forex Playe..., Eternal Engine..., Wall Street Killer, Reverse Grid MT5, and AI Golden J.

Users can create a **new account** on the right side of the screen by entering their email and personal information.

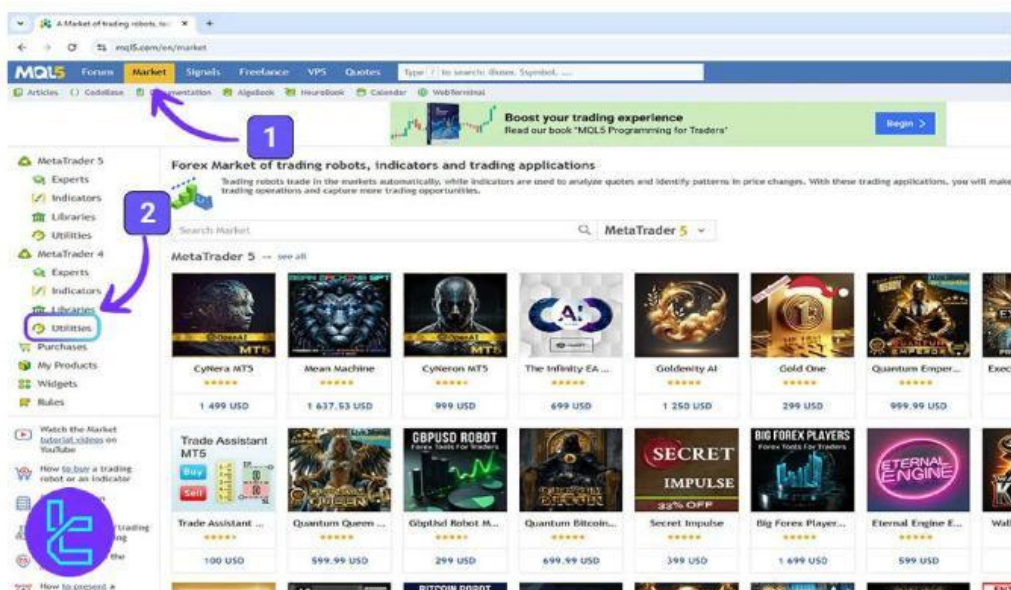
The right section of the screen displays the **login page**, where users must enter their **email** and **password**.



Create an Account on the MQL5 Website by Entering Your Email and Details

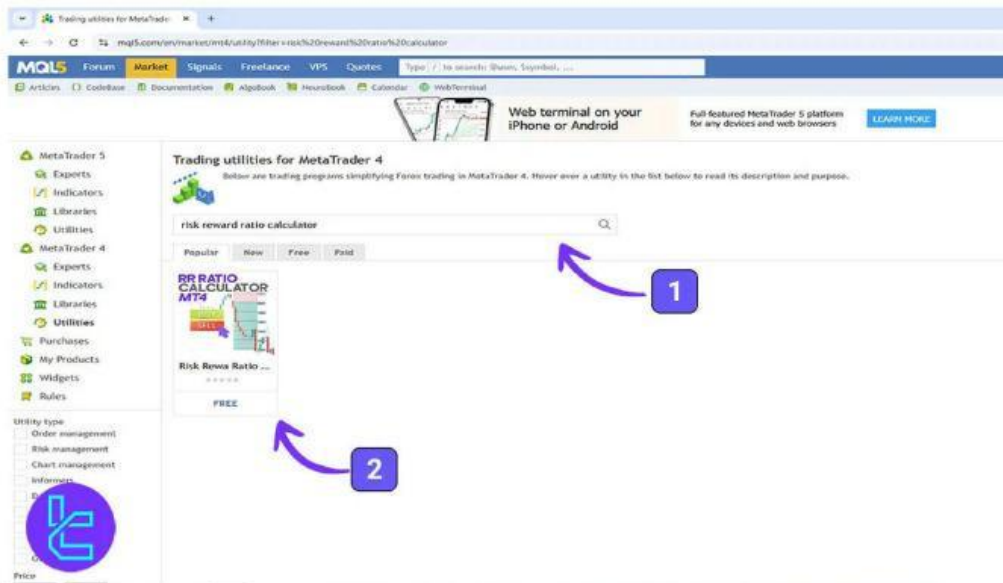
2# Search for the Desired Indicator and Download the Executable File

After creating an account, click the **"Market"** option and select the **"Utilities"** section from the left menu in **MetaTrader 4**.



To search for the desired indicator, go to the Utilities section related to MetaTrader 4

In this section, search for the name of your desired indicator in English in the **"Search box"** and select the corresponding page.

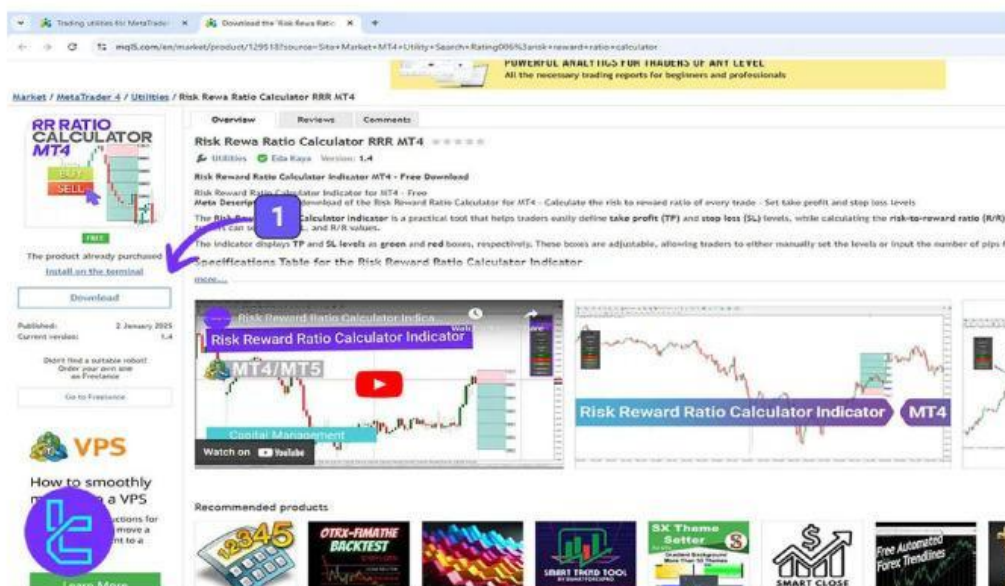


Search for the indicator name in the MQL5 Market and go to the download page

This section contains complete **information** about the indicator's details and functionality.

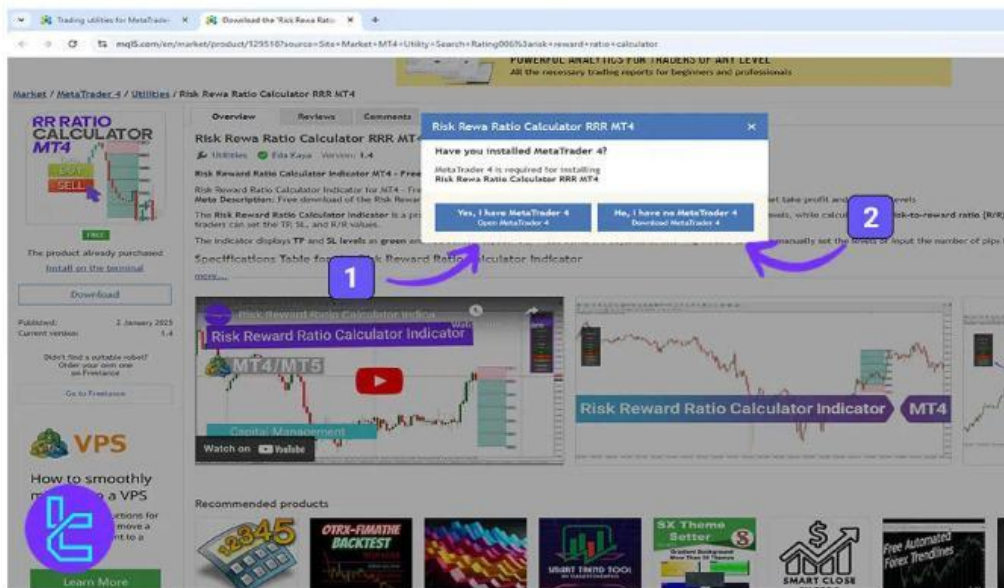
In addition to textual explanations, you can watch a full and free tutorial on using indicators on the [Trading Finder YouTube](#) channel.

To download the executable file of the **MetaTrader 4 indicator**, simply click the **"Download"** button.



Indicator Information and Download Page on the MQL5 Website

Clicking "**Yes**" transfers the page to the **MetaTrader 4** platform. If the platform is not **installed**, select "**No**" to automatically download its **installation** file.



Download or Run the MetaTrader 4 Platform

3# Run the Indicator in the MetaTrader 4 Platform

After entering the "**MT4**" platform, click the **Create Account** option at the top right, and write your MQL5 account details in the "**Log in**" section.



Enter your MQL5 account details in MetaTrader 4 as well

Then, in the **"Navigator"** section, drag the downloaded indicator file onto the chart and click **"OK"** to execute the indicator on the chart.



Drag the indicator file onto the chart in the MetaTrader 4 platform to run it

Method 2: Download and Install Indicators in the MT4 Platform

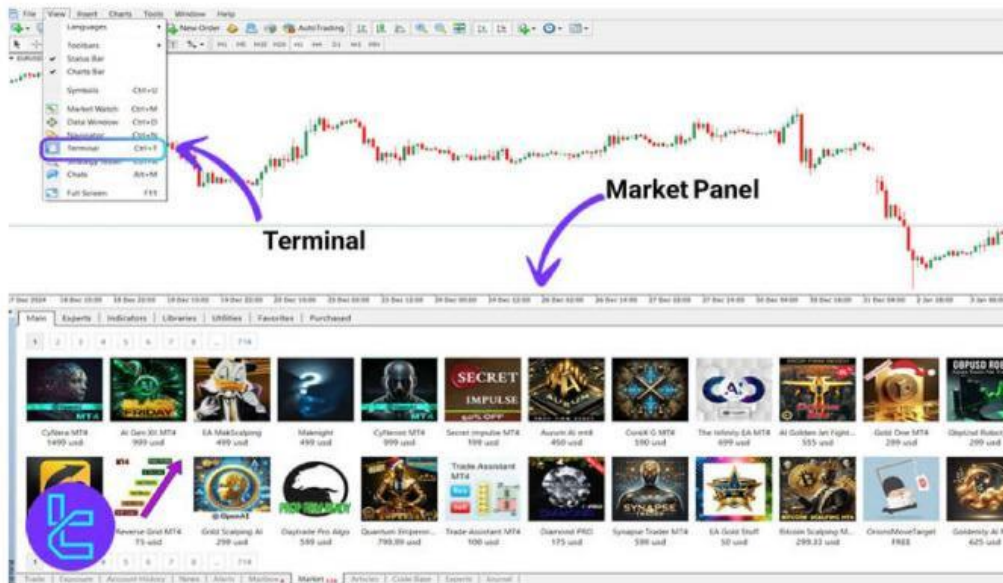
Downloading and installing indicators through **MetaTrader 4** involves three steps:

1# Create an Account and Log in to the MQL5 Market Panel

To download indicators from the MetaTrader 4 platform, first, click the **account option** at the top right. If you do not have an account, click **"Register"** to create a new user account.



From the **"View"** section, click **"Terminal,"** and then select the **"Market"** option from the bottom.



Go to the Market section in MT4 to download the indicator file

2# Search and Download the Indicator

In the Market panel, go to the **"Utilities"** section, search for the desired indicator name in the **"Search"** box, and click on the indicator in the next step.



This section provides complete **information**, including details and the indicator's functionality. Click the "**Download**" option to download the executable indicator file for the MetaTrader 4 platform.

Download the executable file from the MQL5 Market

3# How to Run the Indicator in the MT4 Platform

After downloading, find the indicator's executable file in the "**Navigator**" section, drag it onto the chart, and select "**OK**" to execute it in the MetaTrader 4 platform.

source:

1.our website link :

<https://tradingfinder.com/download-install-mql5-mt4-indicators/>

2.all education :

<https://tradingfinder.com/education/forex/>

3. youtube video:

<https://www.youtube.com/watch?v=EQWn04TzDIU>



[TradingFinder](https://tradingfinder.com)



[Educational link](https://tradingfinder.com/education/forex/)



[TradingFinder](https://www.youtube.com/watch?v=EQWn04TzDIU)



[tradingfindercom](https://tradingfinder.com)