



## FOURTH QUARTERLY ASSESSMENT

### TLE 8

Prepared by: Mr. John Albert B. Sajona

Name: \_\_\_\_\_

Score: \_\_\_\_\_/70

Grade and Section: \_\_\_\_\_

Date: \_\_\_\_\_

**IMPORTANT REMINDERS:** Following instructions is part of the exam. Failure to follow instructions will cause a 5-point-deduction from the total raw score.

**I. Read each statement carefully. Write the letter and complete answer on the space provided before each number. (10 points)**

- |                                      |                         |                        |
|--------------------------------------|-------------------------|------------------------|
| a. Abrasion                          | b. Bandage              | c. Dressings           |
| d. Elastic bandage                   | e. Gauze roller bandage | f. Improvised dressing |
| g. Laceration                        | h. Non-touch technique  | i. Open wound          |
| j. Self-adhering, conforming bandage |                         |                        |

- \_\_\_\_\_ 1. A scrape or scratch on the skin resulting in partial loss of skin surface.
- \_\_\_\_\_ 2. Used when commercial sterile dressings are not available and should be as clean, absorbent, soft, and free of lint as possible.
- \_\_\_\_\_ 3. It can be used to hold a dressing in place over an open wound, apply direct pressure over the dressing to control bleeding, and provide support and stability for an extremity or joint.
- \_\_\_\_\_ 4. Used for compression bandages for sprains, strains, and contusion.
- \_\_\_\_\_ 5. A skin wound with uneven edges.
- \_\_\_\_\_ 6. Covers an open wound and touches the wound.
- \_\_\_\_\_ 7. This type of bandage comes as rolls of slightly elastic, gauze-like material.
- \_\_\_\_\_ 8. A break in the skin that is the result of an injury or an operation and where bleeding can be seen.
- \_\_\_\_\_ 9. These are cotton, rigid, and non-elastic bandage.
- \_\_\_\_\_ 10. It involves not touching anything that comes into contact with the patient and handling everything with forceps.

**II. Read each statement carefully. Box the correct answer using red ballpen to complete each statement. (10 items)**

11. When lifting or moving heavy objects, use the muscles of your (back, arms and legs)
12. If you cannot control the patient's behavior, then (control, stop) your response.
13. Engaging the services of a (doctor, caregiver) is less expensive than hospital care.
14. Carry (heavy, light) objects close to your body to minimize strain.
15. (Respect, Ignore) the patient's demands even if they are just petty demands but are very important to him/ her.
16. If a caregiver (senses, feels) being abused emotionally and verbally, get help immediately.

17. Due to an illness, injury or disability, a patient's behavior becomes (difficult, easy) to handle.  
 18. A clean and neat room will create a (relaxing, tense) environment for the patient.

**III. Enumerate the proper steps in conducting CPR. (in exact order)**

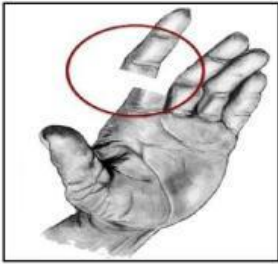




19. \_\_\_\_\_ 23. \_\_\_\_\_  
 20. \_\_\_\_\_ 24. \_\_\_\_\_  
 21. \_\_\_\_\_ 25. \_\_\_\_\_  
 22. \_\_\_\_\_

**IV. Make a creative diagram about your answers in numbers 21-25.**

<b>RUBRICS</b>	<b>5</b>	<b>3</b>	<b>1</b>
<b>Diagram and Illustrations</b>	Diagrams and illustration are accurate and add to the reader's understanding of the topic.	Diagrams and illustrations are not so neat and accurate and only add little to the reader's understanding of the topic.	Diagrams and illustrations are not accurate and do not add to reader's understanding of the topic.
<b>Orderliness</b>	The student was able to illustrate the process in order.	The student misarranged 1-2 processes on his/ her illustration.	The student misarranged 3 or more processes on his/ her illustration.

26 – 35.

V. Identify the following types of open wound and complete the table below.

	NAME	CHARACTERISTICS
	36. _____	37-38. _____ _____ _____ _____
	39. _____	40-41. _____ _____ _____ _____
	42. _____	43-44. _____ _____ _____ _____
	45. _____	46-47. _____ _____ _____ _____
	48. _____	49-50. _____ _____ _____ _____



**VI. Short Answer.**

**A. In not less than 2 sentences, answer the following questions.**

51 – 52. Why is it important to provide care and support for family members who are elderly or have special needs at home?

---

53 – 54. In what ways does home caregiving contribute to maintaining a sense of family unity and support?

---

55 – 56. How does home caregiving help individuals maintain their independence and dignity?

---

57 – 58. Why is it important to recognize and appreciate the efforts of caregivers who provide support within the family?

---

59 – 60. What impact does home caregiving have on the overall well-being and quality of life of both the caregiver and the recipient of care?

---

**B. Answer the following questions in not less than 4 sentences. (10 points)**

61. – 65. You're on a camping trip with your friends, and while hiking, one of them trips and sprains his ankle badly. There's no immediate access to professional medical help. Explain why having knowledge of first aid treatment is vital in this situation, and outline the specific steps you would take to assist your friend and ensure his safety until further help can be reached.

---

---

---

66. – 70. During a camping trip with your classmates, one of your friends suddenly collapses and appears to be unconscious. Upon checking, you find that he is not breathing and have no pulse. You have been trained in CPR. Describe the steps you would take to assess the situation, ensure the safety of the area, and provide effective CPR until emergency medical services arrive. Consider factors like calling for help, checking for hazards, and coordinating with others in your group while administering CPR.

---

---

---

**God is good! 😊**  
**\*\*\* END OF EXAM \*\*\***