

1 Read and complete. Did How have was

Language focus

1 \_\_\_\_\_ your day, Leo?

2 \_\_\_\_\_ you \_\_\_\_\_ fun?

No, I didn't, Mum. I had none.



2 Match the questions with the answers.

1 What did you do at school today?

☒ e

2 Did you like the film?

☐

3 What was it about?

☐

4 That's interesting. When did they live?

☐

5 Where did they live?

☐

6 How long was the film?

☐

7 Why didn't you see the whole film?

☐

a Yes, it was great.

b About 700 years ago.

c Because it was longer than the lesson.

d I don't know. We didn't see the whole film.

e ~~We watched a film in Geography.~~

f The Aztecs.

g In Mexico.

3 Make questions.

1 happen / did / When / accident / the / ?

When did the accident happen?

2 did / you / put / goggles / Where / your / ?

\_\_\_\_\_

3 was / test tube / What / the / in / ?

\_\_\_\_\_

4 wear / in / Science lab / Did / gloves / you / the / ?

\_\_\_\_\_

5 you / Why / teacher / angry / Science / was / the / with / ?

\_\_\_\_\_

4 Read and write the questions.

1 What did you do on Saturday?

On Saturday Holly and I did an experiment.

2 \_\_\_\_\_

At Holly's place. In the cellar.

3 \_\_\_\_\_

We tried to make gold.

4 \_\_\_\_\_

No, it wasn't dangerous. There were a few bubbles, but no explosion.

5 \_\_\_\_\_

Then we asked Holly's father to help us.

6 \_\_\_\_\_

He showed us how to make special ink for secret messages.

**1** Remember the story.  
Read and order.

- ☐ A strange yellow gate appears.
- ☐ Phoebe can't read the instructions.
- ☐ There is a red flash.
- ☐ The children make a brick get bigger.
- ☐ Mr Davis talks to the children.
- ☐ Alex puts different coloured powders into a test tube.
- ☒ 1 Phoebe adds the yellow powder to the blue liquid.
- ☐ Patrick starts doing an experiment.

**2** Complete the sentences with the correct names.

- 1 Phoebe turns the red brick purple.
- 2 \_\_\_\_\_ doesn't think the experiment is very exciting.
- 3 \_\_\_\_\_ follows Patrick's instructions.
- 4 \_\_\_\_\_ tells them to read the instructions carefully.
- 5 \_\_\_\_\_ knocks over a bottle of water.
- 6 \_\_\_\_\_ and \_\_\_\_\_ don't laugh at the explosion.

**3** Complete the instructions and the answers to the questions.

### Experiment 1

- Add one spoon of (1) yellow powder to the blue liquid.
- Add a few drops of the liquid (which should now be (2) \_\_\_\_\_) to the red brick.

What happens to the brick?

(3) \_\_\_\_\_

### Experiment 2




- Take a test tube and put in (4) \_\_\_\_\_ spoons of white powder and one spoon of (5) \_\_\_\_\_ powder.
- Add some (6) \_\_\_\_\_ liquid into the test tube.
- Now pour some of the liquid (which should now be (7) \_\_\_\_\_) onto the brick.




What happens to the brick?




(8) \_\_\_\_\_







4 Complete the Chemistry sums. Write and draw, then colour.

1  +  =  red yellow orange

2  +  =  red white \_\_\_\_\_

3  +  =  blue yellow \_\_\_\_\_

4  +  +  =  red yellow blue \_\_\_\_\_

5 What are the students doing wrong? Look, read and write the sentences. Use the words from the box.

apron goggles gloves instructions



1 She isn't following the instructions.

2 \_\_\_\_\_

3 \_\_\_\_\_

4 \_\_\_\_\_

6 Write what the teacher says to the children in Activity 5.

1 Read the instructions.

2 \_\_\_\_\_

3 \_\_\_\_\_

4 \_\_\_\_\_

Story practice; value: following instructions carefully 9