Support & Resistance Breakout Indicator for MT4 Download - Free - [TFlab]



The **Support and Resistance Breakout** in **MetaTrader 4 Indicator (MT4)** identifies **pivot points** and determines **support (Support)** and **resistance (Resistance)** levels.

Support levels are displayed with blue dashed lines, and **resistance levels** are shown with red dashed lines. When a **support level** is **broken** (**breakout**), a **sell signal** (red downward arrow) is issued, and when a **resistance** level is broken, a **buy signal** (blue upward arrow) is issued.

LIVEWORKSHEETS

Indicator table

Indicator Categories	Support & Resistance - Signal & Forecast - Educational
Platforms	Meta Trader 4
Trading Skills	Intermediate
Indicator Types	Lagging - Breakout
TimeFrame	M1 - M5 - M15 - M30 - H1 - H4
Trading Style	Scalper - Intraday - Day Trading
Trading Instruments	Forex - Crypto - Stock

Principles of Using the SRBAI Indicator

The **SRBAI indicator** is an effective tool for traders to identify **support** and **resistance breakout** areas. This **indicator** detects these **breakouts** and issues buy and **sell** signals

Breakout of Resistance Level

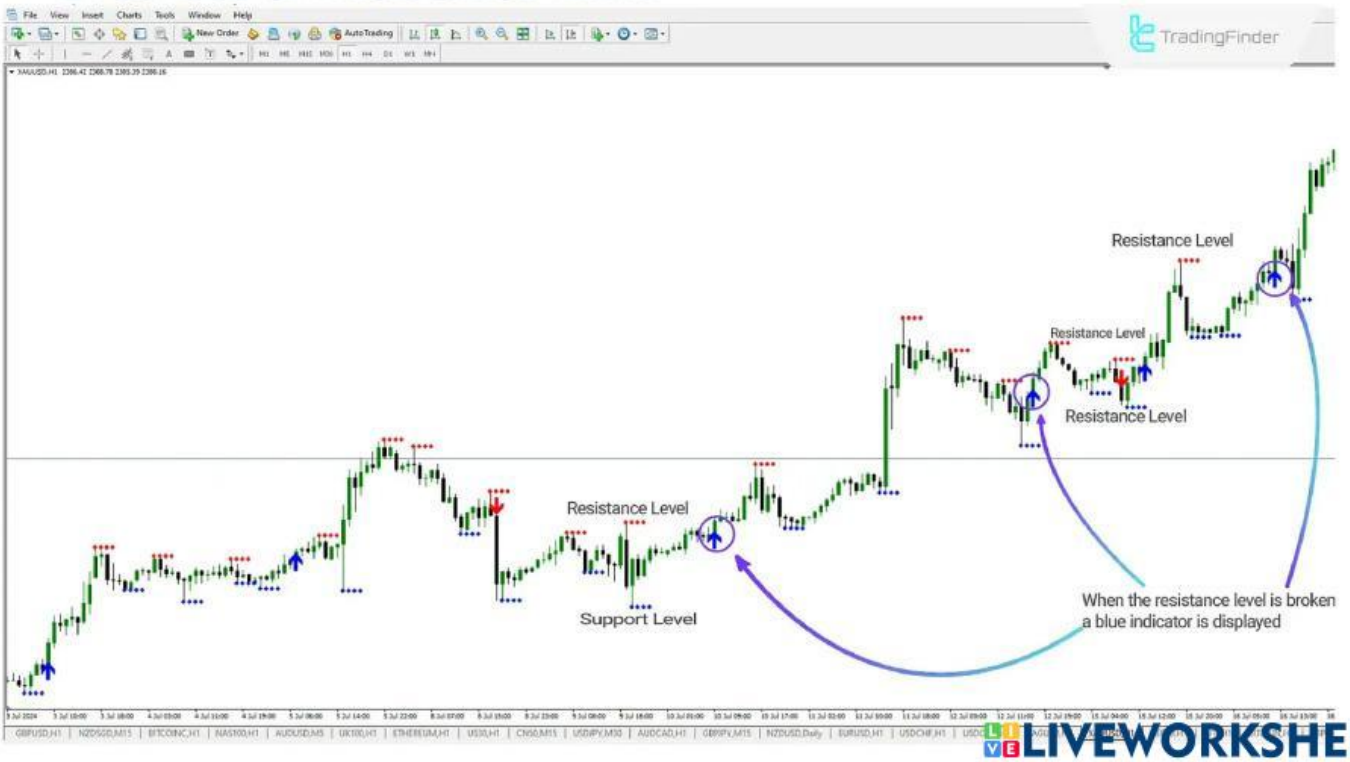

LIVEWORKSHEETS

1-hour chart of Gold (XAUUSD)

In the **1-hour chart of Gold (XAUUSD)**, if the **resistance** levels marked in red are broken, a **buy** signal (**Buy**) is issued in blue.

Breakout of Support Level

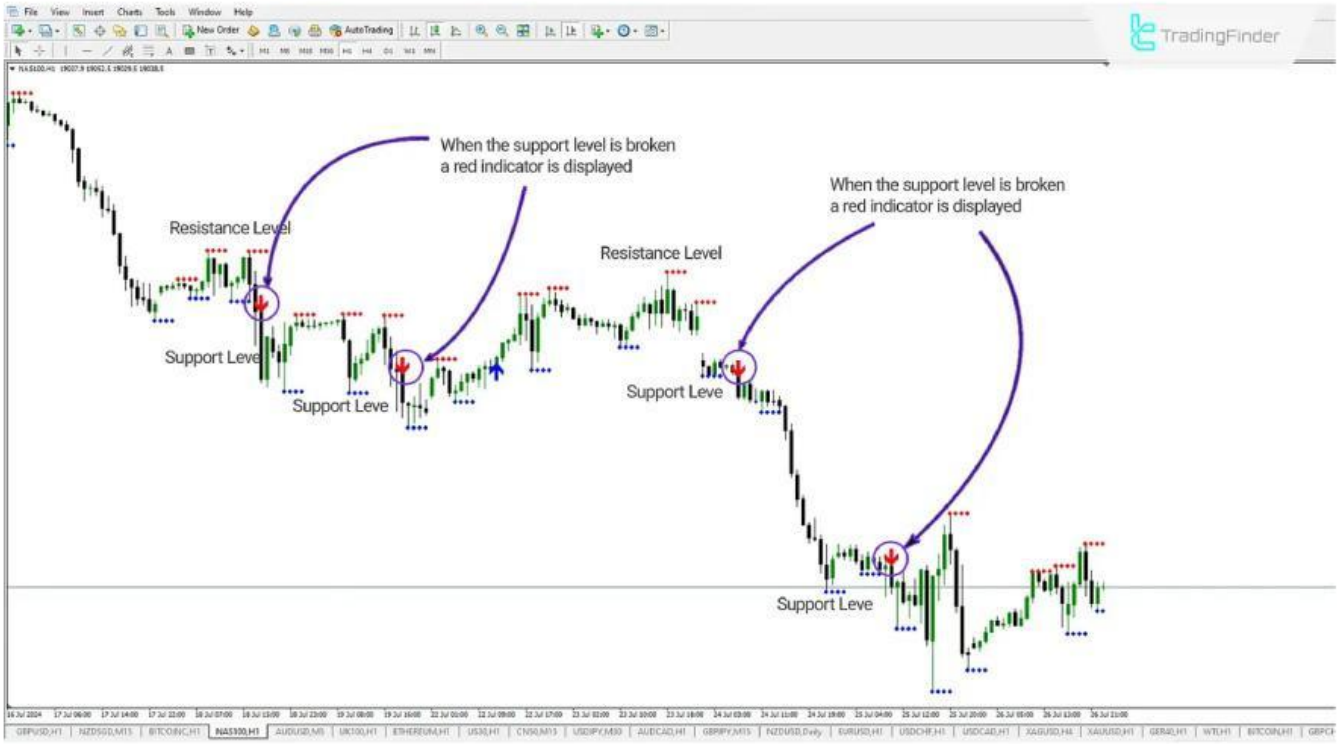

1-hour chart of NASDAQ (NAS100)

In the **30-minute** chart of the **NASDAQ index** (**NAS100**), if the **support** levels marked in blue are broken, a sell signal (Sell) is issued in red.

Indicator setting

LIVEWORKSHEETS

1-hour chart of GBP/USD (British Pound/U.S. Dollar)

Traders can receive stronger signals on the chart by enabling the **RSI_CCI_Filter**.

- **RSI_CCI_Filter:** Filters the signal using CCI and RSI.
- **RSI_Period:** RSI calculation period.
- **RSI_Overbought:** RSI overbought level.
- **RSI_Oversold:** RSI oversold level.
- **CCI_Period:** CCI calculation period.
- **CCI_Buy:** CCI level for buy signals.
- **CCI_Sell:** CCI level for sell signals.
- **Alerts:** Turns on alerts.
- **Alert_On_Close:** Alerts when the candle closes.

Summary

The **Support and Resistance Breakout Indicator (SRBAI)** provides strong **buy and sell signals** by combining two indicators, **RSI** and **CCI**. This **MetaTrader 4 support and resistance indicator** helps traders receive **stronger signals** on the chart.

Sources:

1.Support & Resistance Breakout Indicator for MT4:
https://tradingfinder.com/products/indicators/mt4/support-resistance-breakout-free-download/

2.Support & Resistance Breakout Indicator for MT5 :
https://tradingfinder.com/products/indicators/mt5/support-resistance-breakout-free-download/

3.All indicators :
https://tradingfinder.com/products/indicators/

4.This video in Youtube channel:
https://www.youtube.com/watch?v=1hDFpRzLNlk

Website

Indictor link

Trading Finder

Youtube Channel

Instagram

LIVEWORKSHEETS