Website
Indictor link
Trading Finder
Youtube Channel
Instagram

Breakout Box (BB) indicator for MT4 Download - Free

The **Breakout Box** (BB) Indicator is a tool in the MetaTrader 4 (MT4) trading platform that identifies price **ranges**. It draws horizontal lines on the chart to mark **resistance** and **support levels** for traders.

LIVEWORKSHEETS

BB Indicator Table

Category	Support and Resistance - Levels - Trading Tool
Platform	Meta Trader 4
Skill Level	Beginner
Indicator Type	Range - Breakout - Lagging
Timeframe	15 minutes - 30 minutes - 1 hour - 4 hours - Daily
Trading Style	Scalping - Day Trader – Intraday Trader
Trading Markets	Forex - Cryptocurrencies - Commodities

Indicator at a Glance

The **Box Breakout Indicator** is a tool for identifying **price range zones**, marking them with two lines at the top and bottom to form a **box**. Traders can use these levels as **MT4 Support and resistance indicator** and utilize the breakout of either level as an entry or exit point for their trades.

LIVEWORKSHEETS

Displaying Price Highs with the BB Indicator

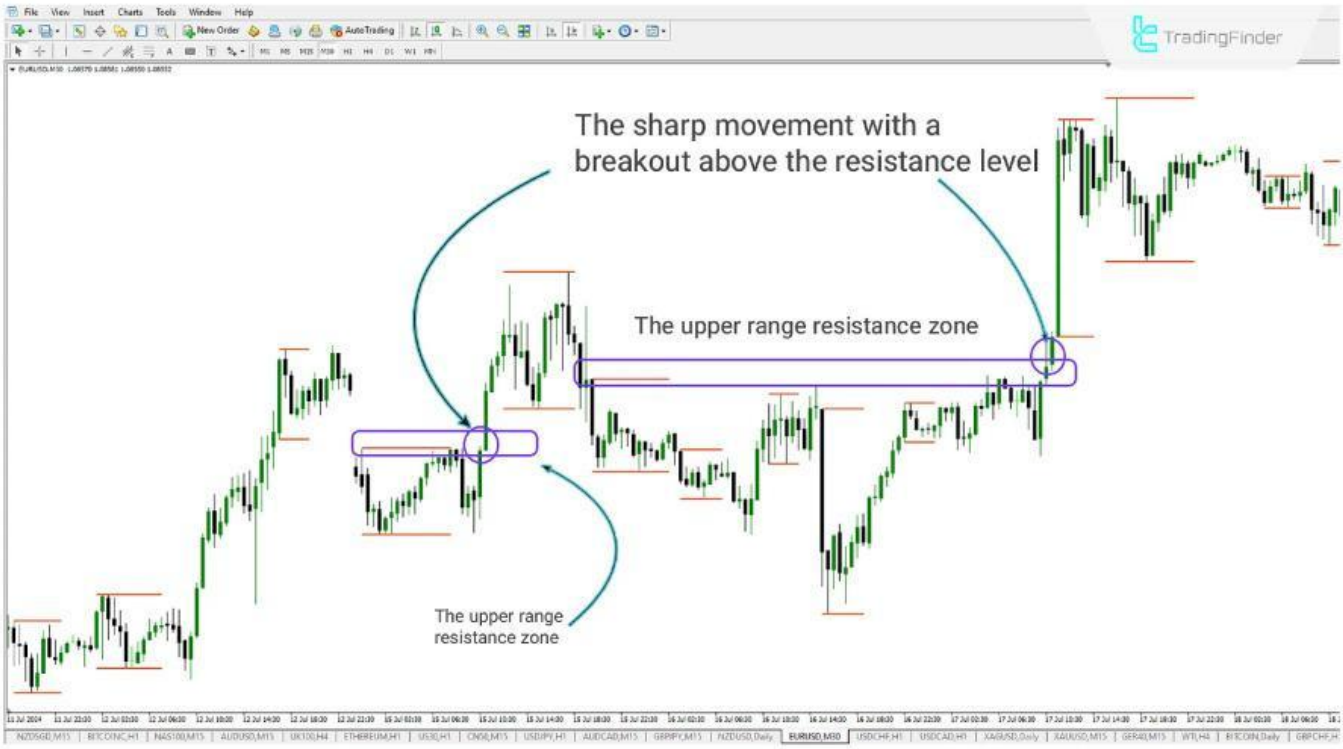

30-Minute Chart of EUR/USD

The **30-minute** EUR/USD chart, the BB Indicator identifies the price highs and lows, displaying a **range**. When the top of this range is **broken**, the trader can enter a **buy** trade. Upon breaking the top of the **range**, the price moves **sharply** upward.

LIVEWORKSHEETS

Displaying Price Lows with the BB Indicator

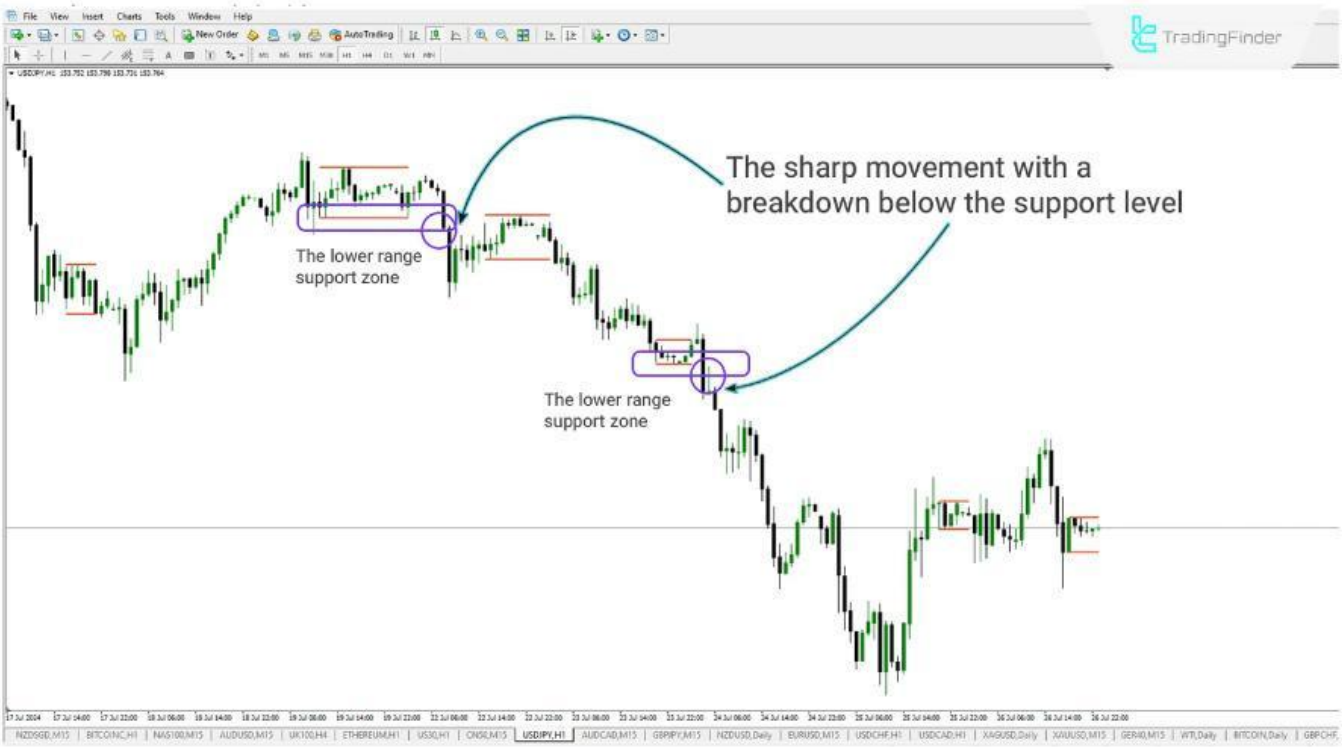

1-Hour Chart of USD/JPY

In the **1-hour** chart of USD/JPY, the BB Indicator identifies the price highs and lows, displaying a **range**. When the bottom of this **range is** broken, the trader can enter a **sell** trade. Upon breaking the bottom of the range, the price moves sharply downward.

LIVEWORKSHEETS

BB Indicator Settings

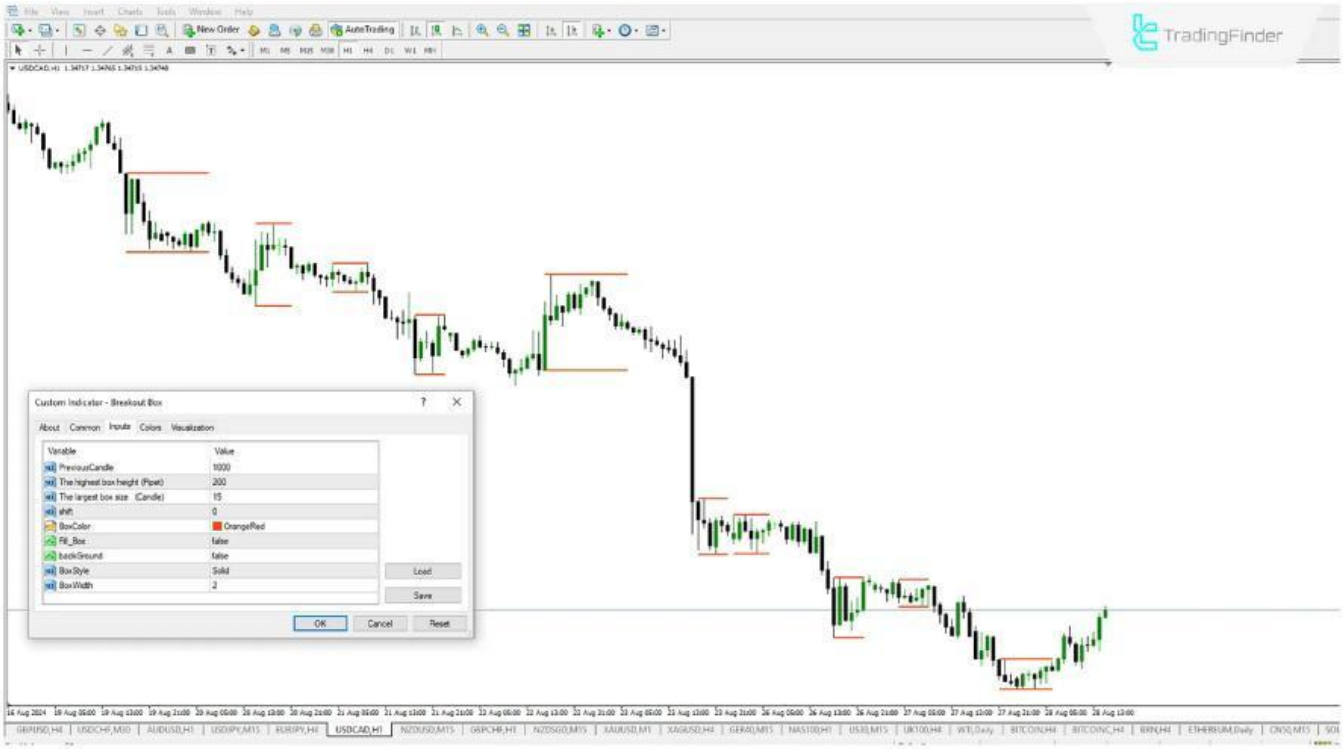

1-Hour Chart of USD/CAD

- **PreviousCandle:** Set the number of candles to display in the past
- **The highest box height (Pipet):** Set the range height based on the pipet
- **The largest box size (Candle):** Number of candles in each range
- **Shift:** Calculation starting point from which candle
- **BoxColor:** The color of the box lines
- **Fill_Box:** Fill the inside of the box
- **Background:** Enable background
- **BoxStyle:** Type of line drawing
- **Box Width:** Line width

LIVEWORKSHEETS

Summary

The **Breakout Box** (BB) Indicator, available in **MetaTrader 4 indicator,** draws horizontal lines on equal highs (**Double Top**) and equal lows (**Double Bottom**) to highlight significant price ranges. When these **ranges** are broken, traders can use them as trade entry points.

Sources:

1- ... Indicator for MT4:

https://tradingfinder.com/products/indicators/mt4/breakout-box-free-download/

2- ... Indicator for MT5:

https://tradingfinder.com/products/indicators/mt5/breakout-box-free-download/

3- Watch it on YouTube:

https://youtu.be/sq6jrmQpwnQ?feature=shared

4- All Indicators:

https://tradingfinder.com/products/indicators/

Website

Indictor link

Trading Finder

Youtube Channel

Instagram

LIVEWORKSHEETS