

WORKSHEET



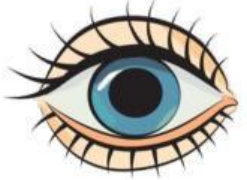








Class: Sydney
FF1 – Unit 3



Teacher's feedbacks



Task 1: Look and write.

			
<input type="text"/>	<input type="text"/>	<input type="text"/>	<input type="text"/>
			
<input type="text"/>	<input type="text"/>	<input type="text"/>	<input type="text"/>
			
<input type="text"/>	<input type="text"/>	<input type="text"/>	<input type="text"/>
			
<input type="text"/>	<input type="text"/>	<input type="text"/>	<input type="text"/>



Task 2: Complete the sentences using "have got" or "has got".

I	+ have got	He	+ has got
You		She	
We		It	
They			

Example:

- She **has got** blue eyes.
- I **have got** two hands.

1. He _____ a big mouth.
2. They _____ ten fingers.
3. She _____ long eyebrows.
4. We _____ two shoulders.
5. I _____ a small nose.
6. It _____ short legs.
7. You _____ strong arms.
8. She _____ two arms.
9. It _____ three eyes!
10. They _____ knees.
11. She _____ curly hair and big ears.
12. We _____ small toes.



Task 3: Look at the picture and choose/write the words.




1. a ball?

→, it is.



2. a teddy?

→ No,



3. a plane?

→



4. a teddy?

→



5. a train?

→



6. a bike?

→



7. a train?

→



8. a robot?

→



Task 4: Listen and choose.

1			
2			
3			
4			
5			
6			