









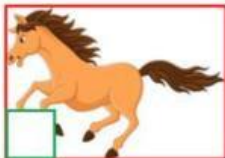













Week 24- Grade 3/ Unit 9: He can run.

I. Read and tick the right picture.

| | | | | |
|----|-------|---|--|---|
| 1. | fly |  |  |  |
| 2. | write |  |  |  |
| 3. | read |  |  |  |
| 4. | jump |  |  |  |
| 5. | play |  |  |  |
| 6. | ride |  |  |  |

II. Read and put a tick in the correct box .

| | | |
|---------------------|--|--|
| 1. What can it do? | <input checked="" type="checkbox"/> It can fly. <input type="checkbox"/> It can't fly. <input type="checkbox"/> They can ride. |  |
| 2. What can you do? | <input type="checkbox"/> I can run. <input type="checkbox"/> He can't run. <input type="checkbox"/> They can run. |  |

| | | |
|-------------------------|---|--|
| 3.What can she do? | <input type="checkbox"/> He can ride a bike. <input type="checkbox"/> They can ride a bike. <input type="checkbox"/> She can ride a bike. |  |
| 4.What can they do? | <input type="checkbox"/> They can read books. <input type="checkbox"/> They can jump. <input type="checkbox"/> They can't jump. |  |
| 5.What can the girl do? | <input type="checkbox"/> She can read the book. <input type="checkbox"/> It can write. <input type="checkbox"/> He can read the book. |  |
| 6.What can they do? | <input type="checkbox"/> It can fly. <input type="checkbox"/> She can talk. <input type="checkbox"/> They can talk. |  |

III. Reorder

1. The / fly / can't / kite /
-
2. He / jump / can
-
3. The / boy / can / not / read
-
4. He / ride / the bike / can't /
-
5. He / can / soccer / play /
-

The end.