

How many students use the bicycle to go to school?

Each  = 5 students

- a. 4
- b. 20
- c. 25

How many students walk to the school?

- a. 4
- b. 20
- c. 25

How many students are there in total??

















- a. 105
- b. 100
- c. 110

What is the most popular of transport among the students?

- a. Walking
- b. Bicycle
- c. Bus

How many more students use the bus than the car?

- a. 5
- b. 10
- c. 20

Bicycle	    
Bus	      
Walk	   
Car	