

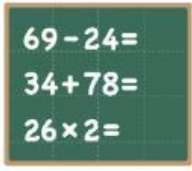




UNIT 3 TEST

GRADE 3



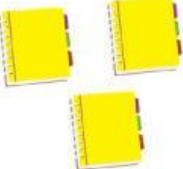

Full name:	Mark: /10		
School:	Listening	Reading	Writing
Class:	/4.0	/3.2	/2.8

LISTENING

PART 1. Listen and number the pictures. There is one example.

				
<input type="text"/>	<input type="text"/>	<input type="text" value="0"/>	<input type="text"/>	<input type="text"/>

PART 2. Listen and put a (Y) or a (N) in the box. There is one example.

Ex.		5.		6.		7.	
<input checked="" type="checkbox" value="✓"/>		<input type="checkbox"/>		<input type="checkbox"/>		<input type="checkbox"/>	

PART 3. Listen and write. There is one example.

Name: Mike

On Monday: art and _____



On Friday: _____

Bring: a _____ and a pencil



READING

PART 1. Look, read and tick (✓) Yes or No. There is one example.

			YES	NO
Ex.		This is my pencil.	<input checked="" type="checkbox"/>	<input type="checkbox"/>
1.	<div>Monday</div> <div> $69 - 24 =$ $34 + 78 =$ $26 \times 2 =$ </div>	I have art on Monday.	<input type="checkbox"/>	<input type="checkbox"/>
2.		This is my pencil case.	<input type="checkbox"/>	<input type="checkbox"/>

PART 2. Look, read and draw lines. There is one example.



Ex. How are you today?

3. Is this your eraser?

4. Do you like math?

5. When do you have art?

● a. Yes, it is.



● b. On Tuesday.

● c. I'm great, thanks.

● d. No, I don't.



PART 3. Look, read and choose the correct answer. There is one example.



Ex.		a. This is my pencil. b. This is my pencil case.
6.	<div>Monday</div> <div> $69 - 24 =$ $34 + 78 =$ $26 \times 2 =$ </div>	a. I have math on Monday. b. I have math on Tuesday.
7.	<div>Unit 2</div> <div>Lesson 1:</div> <div>blue red yellow</div>	a. I like English. b. I like math.
8.		a. These are my rulers. b. This is my ruler.

WRITING

PART 1. Order the letters. There is one example.

Ex.		r t a	<div>_____</div> <div>a r t</div>
1.		i u s c m	<div>_____</div>
2.		a o r i v f e t	<div>_____</div>

PART 2. Look and write. There is one example.

Ex.		<p>I like ____ .</p> <p>P . E</p>
3.	<div>Tuesday</div> <div>Unit 2</div> <div>Lesson 1:</div> <div>blue red yellow</div>	<p>What do you have on Tuesday?</p> <p>I have _____ on Tuesday.</p>
4.		<p>What are these?</p> <p>These are my _____ .</p>

PART 3. Reorder the words to make a correct sentence. There is one example.

Ex. up Stand , please.

→ Stand up, please.

5. color My pink. is favorite

→ _____ .

6. is eraser. This my

→ _____ .

7. art have I Sunday. on

→ _____ .