

Name: \_\_\_\_\_

Date: \_\_\_\_\_

Class: \_\_\_\_\_

## PRACTICE 1

### Task 1: Read and circle a, b, c or d

1. Can you see the .....



- a. yams      b. yogurt      c. yo-yos      d. yarn

2. Do you like the .....? - Yes, I do.




- a. zebu      b. zebra      c. zoo      d. zipper

3. She is .....



- a. driving a bus      b. driving a truck      c. driving a van      d. driving a car

4. That's a .....



- a. cow      b. ox      c. zebra      d. zebu






5. They .....



- a. is sliding      b. are running      c. are riding      d. are sliding

### Task 2: Look and put a Tick (☐) or a Cross (X)

0		This is a car.	<input type="checkbox"/>
---	---	----------------	--------------------------

1		He's riding a bike.	
2		I can see the yams.	
3		Pass me the yogurt, please.	
4		Can you draw the zoo?	
5		That's a desk.	

**Task 3: Look and write the words:**




0. p/a/e/p/l → **apple**



1. s/a/e/p/g/r → \_\_\_\_\_



2. a/c/e/k → \_\_\_\_\_



3. i/i/s/d/n/l/g → \_\_\_\_\_



4. e/r/a/b/z → \_\_\_\_\_



5. e/b/la/t → \_\_\_\_\_

**Task 4: Reorder**

1. grapes./ He/ having/ is

.....

2. bike. / She / is / a / riding

.....

3. are/ They/ driving/ cars./

.....

4. cake/ is/ the/ table./ The/ on

.....

5. at/ zoo./ We/ the/ are

.....

**Task 5: Look and write Yes or No:**



- 0. There are 5 girls in the picture. **No**
  
- 1. A boy is flying a kite. \_\_\_\_\_
- 2. A boy is sliding. \_\_\_\_\_
- 3. A boy and a girl are playing the sand. \_\_\_\_\_
- 4. There is a car in the picture. \_\_\_\_\_
- 5. I can see 3 balls. \_\_\_\_\_

