


1 Make an emoji birthday card.

You need



a sheet of card

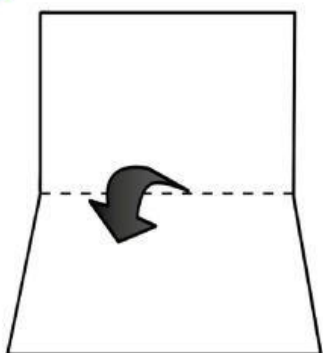


scissors




pens

1




Fold the card in half.

2



Draw an emoji.

3



Colour your emoji.

4



Cut out your emoji.
Don't cut on the fold!

5



Write on your card.

6



It's an emoji birthday card.

What do I know?

1


Write and circle.

1 I can write the names of five parts of the face. Yes / No

eyes

2 Is he sad? Yes, he is. / No, he isn't.

3 His / Their birthdays are in August.



2



Look and circle.



How are faces different?

1 Faces can be happy or sad / drawings.

2 They can have green eyes or short / brown eyes.

3 They can have long or sad / short hair.

4 They can be in photos, paper collages, paintings or drawings / brown.

About me!

3



Read. Then draw and write.



Today, I feel excited
because it's my birthday.

Today, I feel _____
because _____