Ujian 7 UASA

Tarikh : _____

Ujian Pertengahan Sesi Akademik (UPSA)

Skor /100

Bahagian A / *Section A*
(20 markah / *20 marks*)

1. Antara radas berikut, yang manakah sesuai digunakan untuk menyukat isi padu cecair seperti 18 ml, 23 ml dan 55 ml?
Which of the following apparatus is suitable to measure the liquid with volume of 18 ml, 23 ml and 55 ml?

A

C

B

D

2. Rajah 1 menunjukkan simbol amaran.
Diagram 1 shows the hazard symbol.

Rajah 1 / *Diagram 1*

Antara bahan kimia berikut, yang manakah bahan yang sepadan dengan simbol itu?
Which of the following chemicals match with the symbol?

A Fosforus
Phosphorus

B Petrol
Petrol

C Kloroform
Chloroform

D Gas butana
Butane gas

3. Rajah 2 menunjukkan satu bentuk pada kertas grid.
Diagram 2 shows a shape on a grid paper.

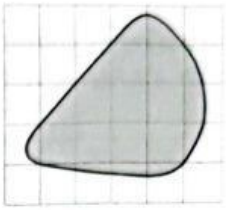

Rajah 2 / *Diagram 2*

Anggarkan luas bentuk itu.
Estimate the area of the shape.

A 9.0 cm^2
B 11.0 cm^2
C 12.5 cm^2
D 14.5 cm^2

4. Rajah 3 menunjukkan sehelai daun yang diambil untuk menguji kehadiran kanji.
Diagram 3 shows a leaf that is taken to test the presence of starch.

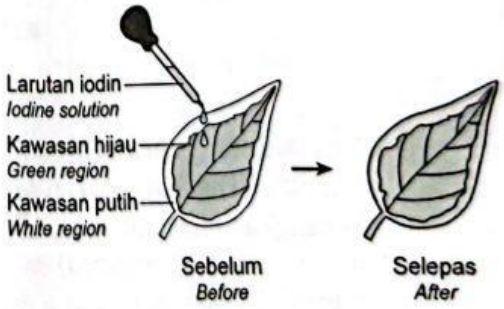

Rajah 3 / *Diagram 3*

Apakah pemerhatian bagi eksperimen ini?
What is the observation for this experiment?

© Penerbitan Pelangi Sdn. Bhd.

LIVEWORKSHEETS

	Kawasan hijau *Green region*	Kawasan putih *White region*
A	Bertukar menjadi kuning *Turns into yellow*	Bertukar menjadi biru tua *Turns into dark blue*
B	Tiada perubahan *No change*	Bertukar menjadi kuning *Turns into yellow*
C	Bertukar menjadi biru tua *Turns into dark blue*	Tiada perubahan *No change*
D	Bertukar menjadi biru tua *Turns into dark blue*	Bertukar menjadi kuning *Turns into yellow*

5. Proses respirasi sel dapat diringkaskan dengan persamaan perkataan berikut.
The process of cell respiration can be simplified by the following word equation.

Glukosa + *X* → Air + Karbon dioksida + *Y*
Glucose + X → Water + Carbon dioxide + Y

Antara yang berikut, yang manakah mewakili *X* dan *Y*?
Which of the following represents X and Y?

	X	*Y*
A	Klorofil *Chlorophyll*	Oksigen *Oxygen*
B	Tenaga *Energy*	Klorofil *Chlorophyll*
C	Klorofil *Chlorophyll*	Tenaga *Energy*
D	Oksigen *Oxygen*	Tenaga *Energy*

6. Maklumat berikut menerangkan tentang fungsi sistem *X* di dalam badan manusia.
The following information describes the function of system X in the human body.

- Merembeskan hormon untuk mengkoordinasikan aktiviti badan bersama-sama sistem saraf.
Secrete hormones to coordinate the body activities together with the nervous system.
- Kelenjar pituitari merupakan kelenjar utama dalam sistem ini.
Pituitary gland is the major gland in this system.

Apakah sistem *X*?
What is system X?

A Sistem endokrin
Endocrine system
B Sistem perkumuhan
Excretory system
C Sistem limfa
Lymphatic system
D Sistem pencernaan
Digestive system

7. Rajah 4 menunjukkan keratan rentas kulit manusia. Bahagian bertanda *P*, *Q*, *R* dan *S* terlibat dalam mengawal atur suhu badan.
Diagram 4 shows the cross-section of human skin. The parts labelled P, Q, R and S are involved in the regulation of body temperature.

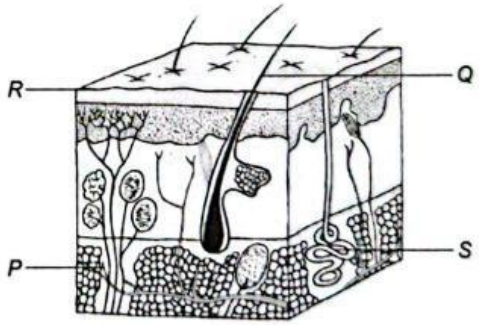

Rajah 4 / *Diagram 4*

Antara yang berikut, yang manakah betul mengenai bahagian *P*, *Q*, *R* dan *S* dalam suhu persekitaran yang rendah?
Which of the following is correct about parts P, Q, R and S in a low surrounding temperature?

© Penerbitan Pelangi Sdn. Bhd.

LIVEWORKSHEETS

	Bahagian *Part*	Keadaan *Condition*
A	*P*	Mengembang untuk membenarkan lebih banyak darah mendekati kulit. *Dilate to allow more blood flows to the skin.*
B	*Q*	Menegak supaya dapat memerangkap satu lapisan udara tebal. *Erect to trap a thick layer of air.*
C	*R*	Mengecut untuk menambahkan kadar penyejatan. *Contract to increase rate of evaporation.*
D	*S*	Menghasilkan lebih banyak peluh untuk menyejukkan badan. *Produce more sweat to cool down the body.*

8. Rajah 5 menunjukkan perubahan stoma daripada *X* ke *Y*.
Diagram 5 shows the change of the stoma from X to Y.

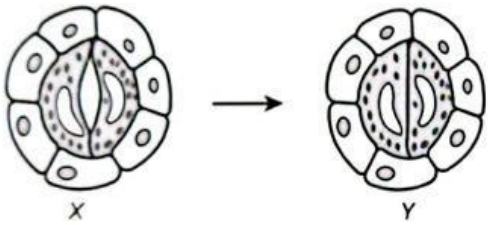

Rajah 5 / *Diagram 5*

Apakah punca perubahan tersebut?
What is the cause of the change?

A Peningkatan kelembapan persekitaran.
Increase in the humidity of surroundings.

B Pengurangan kelembapan persekitaran.
Decrease in the humidity of surroundings.

C Peningkatan suhu persekitaran.
Increase in the temperature of surroundings.

D Pengurangan suhu persekitaran.
Decrease in the temperature of surroundings.

9. Rajah 6 menunjukkan proses pendebungaan.
Diagram 6 shows the process of pollination.

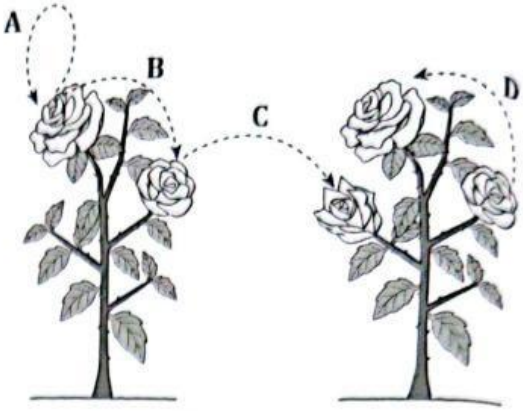

Rajah 6 / *Diagram 6*

Antara anak panah yang berikut, yang manakah menunjukkan pendebungaan kacuk?
Which of the following arrows shows cross-pollination?

10. Rajah 7 menunjukkan satu proses yang berlaku di dalam sistem pembiakan perempuan.
Diagram 7 shows a process which occurs in a female reproductive system.

Rajah 7 / *Diagram 7*

Antara bahagian berikut, di manakah proses itu berlaku?
Which of the following parts does the process occur?

LIVEWORKSHEETS

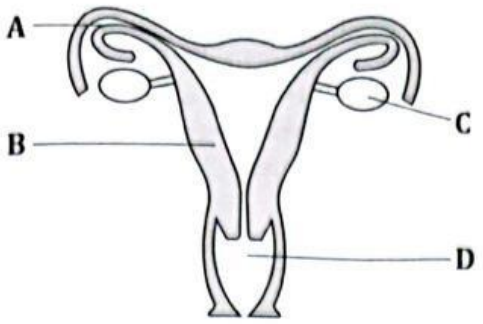

11. Rajah 8 menunjukkan sejenis pembiakan aseks.
Diagram 8 shows a type of asexual reproduction.



Rajah 8 / *Diagram 8*

Antara organisma berikut, yang manakah menggunakan kaedah pembiakan yang sama seperti yang ditunjukkan dalam Rajah 8?
Which of the following organisms uses the same method of reproduction as shown in Diagram 8?

A Amoeba
Amoeba

B Hydra
Hydra

C Paku pakis
Fern

D Kulat
Fungus

12. Rajah 9 menunjukkan sistem pembiakan lelaki.
Diagram 9 shows the male reproductive system.

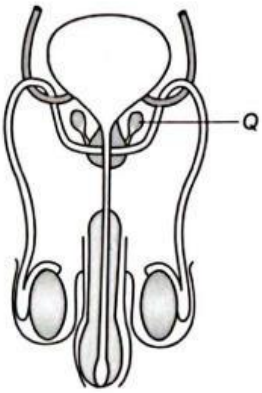

Rajah 9 / *Diagram 9*

Apakah fungsi bahagian berlabel *Q*?
What is the function of part labelled Q?

A Melindungi testis
Protect the testis

B Menghasilkan sperma
Produce sperms

C Mengeluarkan sperma dan air kencing
Expel sperms and urine

D Menghasilkan semen
Produce semen

13. Apakah kaedah yang sesuai untuk mengatasi masalah kemandulan yang disebabkan oleh ketidakseimbangan hormon?
What are the suitable methods used to overcome infertility caused by the imbalance of sex hormones?

I – Rawatan hormon
Hormone treatment

II – Pembedahan
Surgery

III – Persenyawaan in vitro
In vitro fertilisation

IV – IUCD
IUCD

A I, II dan III
I, II and III

B I, II dan IV
I, II and IV

C I, III dan IV
I, III and IV

D. II, III dan IV
II, III and IV

14. Antara biji benih berikut, yang manakah akan bercambah selepas satu minggu?
Which of the following seeds will germinate after one week?

A

Disimpan pada suhu bilik
Kept at room temperature

C

Disimpan pada suhu bilik
Kept at room temperature

© Penerbitan Pelangi Sdn. Bhd.

LIVEWORKSHEETS

B

Disimpan pada suhu bilik
Kept at room temperature

D

Disimpan di dalam peti sejuk
Kept in refrigerator

15. Rajah 10 menunjukkan peta pokok bagi pengelasan jirim.
Diagram 10 shows the tree map for the classification of matter.



Rajah 10 / *Diagram 10*

Apakah yang diwakili oleh *X*?
What is represented by X?

A Pensel
Pencil

B Oksigen
Oxygen

C Jus oren
Orange juice

D Karbon dioksida
Carbon dioxide

16. Rajah 11 menunjukkan susunan zarah-zarah dalam bahan *K*.
Diagram 11 shows the arrangement of particles in substance K.

Rajah 11 / *Diagram 11*

Apakah bahan *K*?
What is substance K?

A Wap air
Water vapour

B Batang besi
Iron bar

C Air laut
Seawater

D Gas oksigen
Oxygen gas

17. Antara yang berikut, yang manakah benar mengenai kegunaan konsep ketumpatan dalam kehidupan seharian?
Which of the following is true about the applications of the concept of density in everyday life?

A Belon udara panas berupaya naik tinggi ke udara kerana udara panas lebih tumpat daripada udara sejuk.
A hot air balloon is able to rise in the air because hot air is denser than the cold air.

B Kapal selam boleh bergerak di dalam lautan dengan mengubah bentuknya.
A submarine can move under the sea by changing its shape.

C Kayu balak boleh terapung pada permukaan air kerana kurang tumpat daripada air.
A log can float on water because it is less dense than the water.

D Udara dalam pelampung menjadikannya lebih tumpat daripada air.
The air in the buoy makes it denser than the water.

18. Satu eksperimen dijalankan untuk mengkaji perubahan suhu semasa peleburan ais dan pendidihan air. Jadual 1 menunjukkan hasil pemerhatian.
An experiment is carried out to study the temperature change during the melting of ice and boiling of water. Table 1 shows the observation.

Ujian 7

© Penerbitan Pelangi Sdn. Bhd.

LIVEWORKSHEETS

Jadual 1 / *Table 1*

Masa (min) *Time (min)*	Suhu (°C) *Temperature (°C)*	Keadaan air *State of water*
0	0	Pepejal *Solid*
3	0	Pepejal dan cecair *Solid and liquid*
6	60	Cecair *Liquid*
9	100	Cecair dan gas *Liquid and gas*

Antara pernyataan berikut, yang manakah benar mengenai eksperimen ini?
Which of the following statements is true about this experiment?

A Takat lebur ais ialah 0°C dan takat didih air ialah 100°C.
The melting point of ice is 0°C and the boiling point of water is 100°C.

B Zarah-zarah di dalam ais membebaskan tenaga haba pada takat lebur.
The particles of ice release heat energy during the melting point.

C Tenaga kinetik zarah-zarah berkurang apabila suhu semakin meningkat.
The kinetic energy of particles reduces as the temperature increases.

D Suhu air berubah selepas mencapai takat didih.
The water temperature changes after reaches the boiling point.

19. Rajah 12 menunjukkan pembentukan titisan cecair pada permukaan luar cawan minuman sejuk.
Diagram 12 shows the formation of droplets of liquid on the outer surface of a cup of cold drink.

Rajah 12 / *Diagram 12*

Apakah proses yang terlibat dalam pembentukan titisan tersebut?
What is the process involved in the formation of those droplets?

A Penyejatan *Evaporation*
B Kondensasi *Condensation*
C Peleburan *Melting*
D Pembekuan *Freezing*

20. Maklumat di bawah menerangkan tentang satu proses fizik.
The information below describes about a physical process.

- Hanya wujud pada takat didih suatu cecair.
  Occurs only at the boiling point of a liquid.
- Berlaku pada keseluruhan cecair.
  Occurs throughout a liquid.
- Tenaga haba diserap.
  Heat energy is absorbed.

Apakah proses fizik tersebut?
What is the physical process?

A Peleburan *Melting*
B Penyejatan *Evaporation*
C Kondensasi *Condensation*
D Pendidihan *Boiling*

Ujian 7

© Penerbitan Pelangi Sdn. Bhd.

LIVEWORKSHEETS