LKPD

Rangkaian Arus Bolak Balik

Nama: _____

Kelas: _____

LIVEWORKSHEETS

Petunjuk Pengisian LKPD

- **Baca dan diskusikan materi tentang rangkaian arus bolak balik**
- **Jawablah pertanyaan-pertanyaan pada LKPD**
- **Buatlah kesimpulan hasil kegiatan berdasarkan data kegiatan yang telah kamu lakukan sesuai dengan tujuan pembelajaran**
- **Untuk Mengirim jawaban Klik Finish**

2. Tujuan Pembelajaran

a. Menggambar grafik rangkaian resistif, induktif dan kapasitif

b. Membedakan rangkaian resistif, induktif dan kapasitif dalam rangkaian arus bolak-balik

LIVEWORKSHEETS

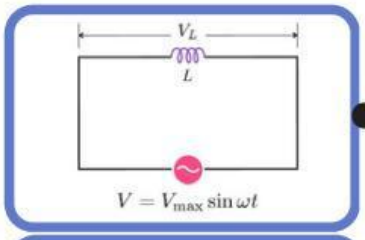

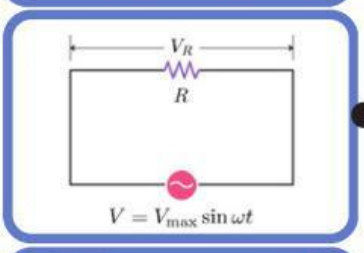

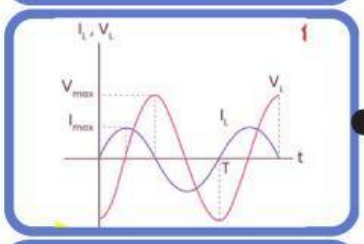

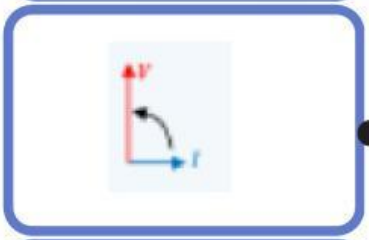

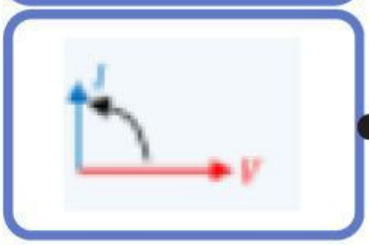

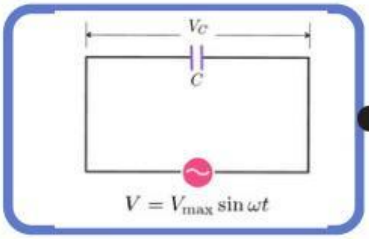

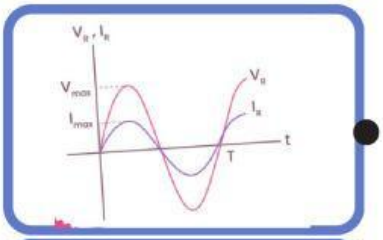

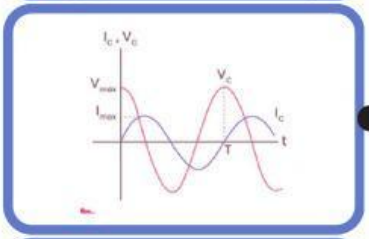

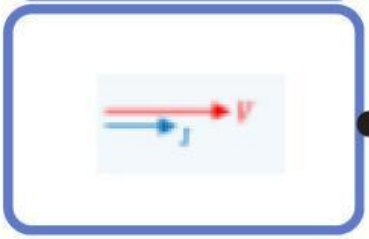

- Rangkaian Resitor Murni
- Rangkaian Induktor Murni
- Rangkaian Kapasitor Murni
- Grafik Resitor Murni
- Grafik Induktor Murni
- Grafik Kapasitor Murni
- Diagram Fasor Induktor Murni
- Diagram Fasor Resitor Murni
- Diagram Fasor Kapasitor Murni

LIVEWORKSHEETS