


































Jake recorded the number of pizzas sold over five days.
Read the chart and answer the questions.

Day	Number of pizzas sold
Monday	    
Tuesday	        
Wednesday	   
Thursday	       
Friday	     

 = 5 pizzas

- How many pizzas did he sell on Thursday? _____
- Which day did he sell the least pizzas? _____
- Which day did he sell the most pizzas? _____
- Which day did he sell 25 pizzas? _____
- How many pizzas did he sell on Monday and Wednesday? _____
- Were more pizzas sold on Monday or Friday? _____
- How many less pizzas were sold on Friday than Thursday? _____
- How many pizzas did he sell in five days? _____