PasalUp
Trí tuệ dẫn hướng tự do

Little Steps 3

UNIT 2: HOW CAN WE SHOW OUR FEELINGS?

Lesson 18: CLIL: Art

1.Listen, look and tick Yes/ No (Em hãy nghe, nhìn hình rồi chọn Đúng/ Sai):

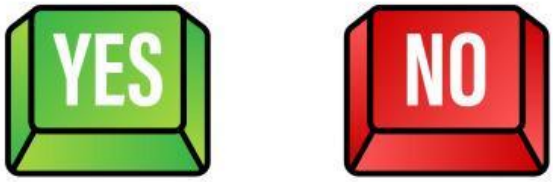

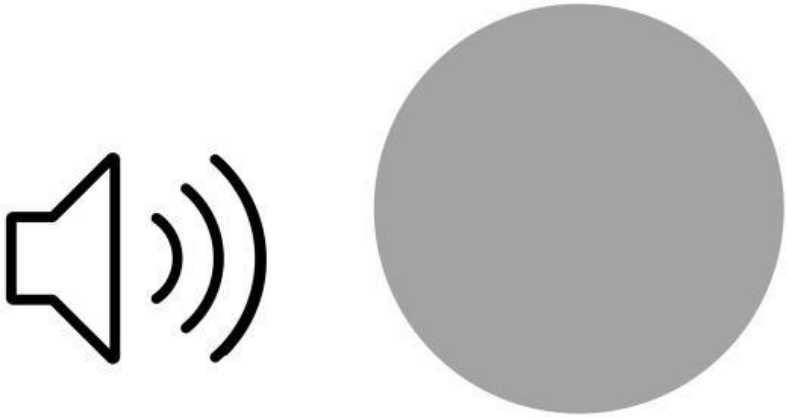





LIVEWORKSHEETS

PasalVup
Trí tuệ dẫn hướng tự do

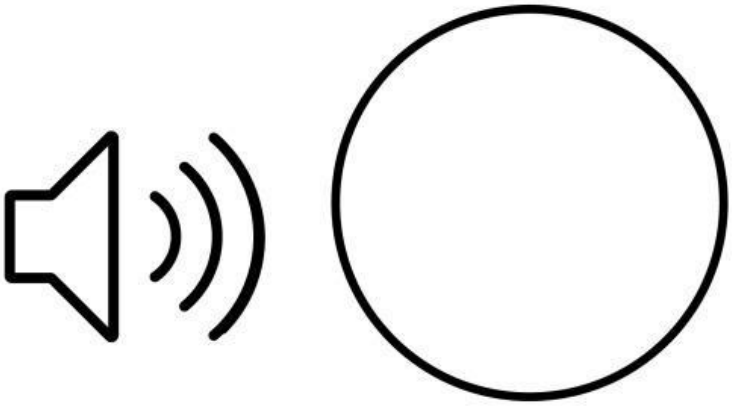

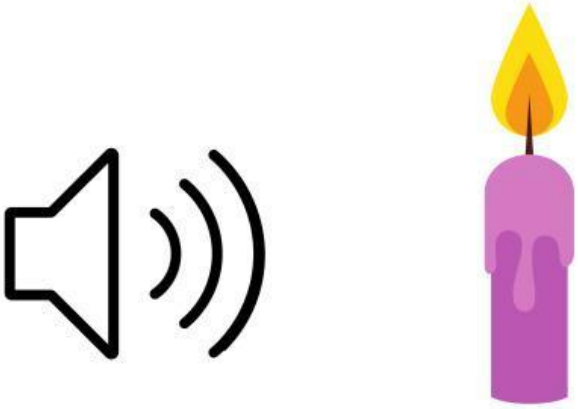



LIVEWORKSHEETS

PasalVup
Trí tuệ dẫn hướng tự do

2. Look, listen and tick (Em hãy nhìn màu sắc, bấm vào hình để nghe và chọn hình có âm thanh đúng):









LIVEWORKSHEETS

PasalVup
Trí tuệ dẫn hướng tự do

3. Listen and tick the correct pictures (Em hãy nghe và chọn những hình ảnh có màu sắc giống âm thanh nghe được):





LIVEWORKSHEETS

PasalVup
Trí tuệ dẫn hướng tự do

4. Listen and tick the correct picture (Em hãy nghe và chọn hình ảnh đúng):





LIVEWORKSHEETS