


## 1 Building vocabulary

**A** 1.24 Listen and say the words. Which things are in your classroom? Check (✓) the boxes. What else is in your classroom?



**Note**  
**a, an, and some**  
 Use *a* and *an* with singular nouns.  
 Use *some* with plural nouns.

**Word sort** **B** Look at the pictures. What things are in these places in the classroom above? Complete the chart.

<b>1. on the wall</b>  <i>a clock</i> _____ _____	<b>2. on the floor</b>  <i>some umbrellas</i> _____ _____	<b>3. under the chairs</b>  _____ _____
<b>4. in the closet</b>  _____ _____	<b>5. next to the window</b>  _____ _____	<b>6. in front of the board</b>  _____ _____

**About you** **C** Pair work Ask and answer questions about your classroom.


**A** What's on the wall?

**B** A board, some posters...

Vocabulary notebook p. 20



## 2 Building language

**A**  1.25 Listen. What is the teacher looking for?  
Practice the conversation.

Mr. Kern Hello, I'm Mr. Kern.  
Paula Hi. I'm Paula. Uh, where's Ms. Moore?  
Mr. Kern She's sick today.  
Paula Oh, no! So is the grammar test today?  
Mr. Kern Yes, it is. . . . OK, so, this is the teacher's book, but where are the students' test papers?  
Paula Uh, they're in Ms. Moore's desk.  
Mr. Kern Oh, it's locked. Now, where's the key?  
Paula I don't know. Sorry.  
Mr. Kern Oh. Well, no test today then. Oh wait. It's right here in my coat pocket.



Figure it out

**B** Circle the correct words. Use the conversation above to help you.  
Then ask and answer the questions with a partner.

1. **Where's** / **Where** the key?
2. **Where are** / **Where's** the students' test papers?
3. What's in the **teacher's** / **teachers'** desk?
4. What's in **Mr. Kern** / **Mr. Kern's** pocket?

## 3 Grammar Questions with *Where*; possessive 's and s' 1.26

Extra practice p. 140

### Questions with *Where*

**Where's** the key?  
I don't know.

**Where are** the students' tests?  
They're in the desk.

*Where's* = *Where is*

### Possessives

**Add 's to names.**

Ms. Moore's desk

**Add 's to singular nouns.**

the teacher's book / books

**Add ' to plural nouns.**

the students' books

### *a / an vs. the*

It's in **a** desk.  
(I don't know which desk.)

It's in **the** desk.  
(We know which desk.)

**A Pair work** Circle *is* or *are* and correct the possessives. Then ask and answer the questions about the classroom in the picture above. Can you ask four more questions?

1. Where **'s** / **are** the teacher's desk?
2. Where **'s** / **are** the students test books?
3. Where **'s** / **are** Ms. Moores key?
4. Where **'s** / **are** Mr. Kerns coat?
5. Where **'s** / **are** the teachers computer?
6. Where **'s** / **are** the students workbooks?

*A Where's the teacher's desk?*

*B It's in front of the board.*

About you


**B** Write four questions with *Where* . . . ? about things in your classroom. Use these ideas or add your own. Then ask a partner your questions.

the teacher's bag

the students' bags

the teacher's computer

the students' homework papers

 Sounds right p. 137



## 1 Conversation strategy Asking for help in class

**A** Can you match the questions and answers?

- How do you spell *eraser*? \_\_\_\_
- Can I borrow your pencil? \_\_\_\_
- What's the word for this in English? \_\_\_\_

- Sure.
- Watch.
- E-R-A-S-E-R.

**B** 1.27 Listen. How many times does Ming-wei ask for help?



**Ming-wei** Excuse me, what's the word for this in English?  
**Sonia** *Highlighter*.  
**Ming-wei** Thanks.  
**Sonia** Sure.  
**Ming-wei** Uh... how do you spell it?  
**Sonia** I don't know. Sorry.  
**Ming-wei** That's OK. Thanks anyway... Can I borrow a pen, please?  
**Sonia** Sure. Here you go.  
**Ming-wei** Thank you.  
**Sonia** You're welcome.  
**Ms. Larsen** OK. Open your books to page 4.  
**Ming-wei** Excuse me, can you repeat that, please? What page?  
**Ms. Larsen** Sure. Page 4.

**C** **Notice** how Ming-wei asks for help in class. Find his questions.

*"What's the word for this in English?"*  
*"How do you spell it?"*

**D** Complete the conversations with questions from the box. Then practice with a partner.

Can you repeat that, please?      What's the word for this in English?  
 Can I borrow an eraser, please?      How do you spell *highlighter*?

- A How do you spell highlighter?

B H-I-G-H-L-I-G-H-T-E-R, I think.
- A OK. Open your workbooks.

B \_\_\_\_\_?

A Yes. Open your workbooks.
- A \_\_\_\_\_?

B Sure. Here you go.
- A \_\_\_\_\_?

B I don't know. Maybe it's *wastebasket*.

About you

**E** **Pair work** Practice the conversations again. Use your own ideas.



## 2 Strategy plus Common expressions and responses

Here are some responses to **Thank you** and **I'm sorry**:

**When people say ...**

Thank you.

Thanks.

I'm sorry.

I'm sorry. I don't know.

**You can say ...**

You're welcome.

Sure.

That's OK.

That's OK. Thanks anyway.







1.28 Circle the correct response. Listen and check your answers. Then practice with a partner.

- A Here's your pencil.  
B Thank you.  
A I'm sorry. / You're welcome.
- A Here's a sandwich for you.  
B Thanks!  
A Sure. / Thanks anyway.
- A Can I borrow a pen, please?  
B I'm sorry. This is my only pen.  
A Oh, OK. Thanks anyway. / You're welcome.
- A I'm sorry I'm late.  
B Sure. / That's OK.

## 3 Listening and strategies Following instructions

A 1.29 Match the pictures with the instructions. Then listen to the class and check your answers.



- Close your books.
- Listen to the conversation.
- Look at the picture.
- Open your books, and turn to page 9.
- Read the questions aloud.
- Answer the questions. Write the answers in your notebook.

B 1.29 Listen again. Complete the questions the students ask.

- I'm sorry. What page are we on? Page \_\_\_\_\_?
- What's the word for this? Is it \_\_\_\_\_?
- Can you \_\_\_\_\_ that, please?
- How do you spell \_\_\_\_\_?
- Excuse me. What's a \_\_\_\_\_?
- Can I borrow a \_\_\_\_\_, please?

C Class activity Ask five classmates for help. Use the questions in this lesson.

A Can I borrow your eraser, please?

B Sure.

A Thanks.

B You're welcome.

Free talk p. 129