




KIỂM TRA CUỐI HỌC KÌ I- LỚP 2
Môn: Tiếng Anh Năm học 2023 - 2024
Thời gian: 35 phút(Không tính thời gian giao đề)


Họ tên học sinh:.....Lớp.....	
<u>Điểm</u>	<p style="text-align: center;"><u>Nhận xét của giáo viên</u></p> <p>.....</p> <p>.....</p>

PART 1: LISTENING

Question 1: Listen and circle the correct answer . There is one example. (1pt)

<div style="border: 1px solid black; border-radius: 50%; width: 30px; height: 30px; display: flex; align-items: center; justify-content: center;">18</div>	<div style="border: 1px solid black; border-radius: 50%; width: 30px; height: 30px; display: flex; align-items: center; justify-content: center;">8</div>	<div style="border: 1px solid black; border-radius: 50%; width: 30px; height: 30px; display: flex; align-items: center; justify-content: center;">13</div>	<div style="border: 1px solid black; border-radius: 50%; width: 30px; height: 30px; display: flex; align-items: center; justify-content: center;">17</div>	<div style="border: 1px solid black; border-radius: 50%; width: 30px; height: 30px; display: flex; align-items: center; justify-content: center;">20</div>	<div style="border: 1px solid black; border-radius: 50%; width: 30px; height: 30px; display: flex; align-items: center; justify-content: center;">19</div>	<div style="border: 1px solid black; border-radius: 50%; width: 30px; height: 30px; display: flex; align-items: center; justify-content: center;">11</div>	<div style="border: 1px solid black; border-radius: 50%; width: 30px; height: 30px; display: flex; align-items: center; justify-content: center;">12</div>	<div style="border: 1px solid black; border-radius: 50%; width: 30px; height: 30px; display: flex; align-items: center; justify-content: center;">9</div>	<div style="border: 1px solid black; border-radius: 50%; width: 30px; height: 30px; display: flex; align-items: center; justify-content: center;">7</div>
									
<div style="border: 1px solid black; border-radius: 50%; width: 30px; height: 30px; display: flex; align-items: center; justify-content: center;">1</div>	<div style="border: 1px solid black; border-radius: 50%; width: 30px; height: 30px; display: flex; align-items: center; justify-content: center;">2</div>	<div style="border: 1px solid black; border-radius: 50%; width: 30px; height: 30px; display: flex; align-items: center; justify-content: center;">3</div>	<div style="border: 1px solid black; border-radius: 50%; width: 30px; height: 30px; display: flex; align-items: center; justify-content: center;">4</div>	<div style="border: 1px solid black; border-radius: 50%; width: 30px; height: 30px; display: flex; align-items: center; justify-content: center;">5</div>					

Question 2: Listen and put a tick or cross . There is one example. (1pt)

<div style="border: 1px solid black; border-radius: 50%; width: 30px; height: 30px; display: flex; align-items: center; justify-content: center;">1</div>	<div style="border: 1px solid black; border-radius: 50%; width: 30px; height: 30px; display: flex; align-items: center; justify-content: center;">2</div>	<div style="border: 1px solid black; border-radius: 50%; width: 30px; height: 30px; display: flex; align-items: center; justify-content: center;">3</div>	<div style="border: 1px solid black; border-radius: 50%; width: 30px; height: 30px; display: flex; align-items: center; justify-content: center;">4</div>	<div style="border: 1px solid black; border-radius: 50%; width: 30px; height: 30px; display: flex; align-items: center; justify-content: center;">5</div>
				
<div style="border: 1px solid black; border-radius: 50%; width: 30px; height: 30px; display: flex; align-items: center; justify-content: center;">X</div>	<div style="border: 1px solid black; border-radius: 50%; width: 30px; height: 30px; display: flex; align-items: center; justify-content: center;"></div>	<div style="border: 1px solid black; border-radius: 50%; width: 30px; height: 30px; display: flex; align-items: center; justify-content: center;"></div>	<div style="border: 1px solid black; border-radius: 50%; width: 30px; height: 30px; display: flex; align-items: center; justify-content: center;"></div>	<div style="border: 1px solid black; border-radius: 50%; width: 30px; height: 30px; display: flex; align-items: center; justify-content: center;"></div>





Question 3: Listen and number . There is one example. (2pt)









PART 2: READING AND WRITING

Question 1: Look and read. Circle the correct words a or b. (1pt)

1		a. sad	b. happy
2		a. nut	b. orange
3		a. eat snacks	b. read books
4		a. rectangle	b. triangle

Question 2: Look and read . Put a tick or cross in the box. (1pt)




	
1. I listen to music. <input type="checkbox"/>	2. There are twelve rectangles <input type="checkbox"/>

 3.What's that? It's a duck.	 4. This is my uncle.
--	---

Question 3: Look at the pictures. Look at the letters. Complete the words.
(2pt)

s p l n e u			
 	 	 	 
.....ad	...in...teen	...en	...isten to m...sic

Question 4: Look at the pictures. Look at the words. Put them in order. There is one example.(2pt)

	.	Let's	tag	play
	is	the	This	sea.
	robot	a	have	I



What's

It's

that?

a goat