



LKPD

Lembar Kerja Peserta Didik



KELAS 4





Group Member

Write the member's name in the box below !

1

2

3

4





Study Instructions

1. Read the LKPD instructions and activity steps carefully!
2. Write the member's names completely and clearly!
3. Discuss with your group to answer the questions in this LKPD!
4. Present the results of the discussion in front of the class!



Learning Goals

1. By observing the video, students are able to mention 10 names of objects at school in English correctly.
2. By observing the video, students are able to write 5 names of objects at school in English correctly.
3. By observing the video, students are able to write 3 simple sentences using the names of objects at school in English correctly.

TIME to
STUDY






Activity 1

Pair the picture and the correct vocabulary by drawing a line!



Blackboard



Pencil



Whiteboard



Table





Desk



Activity 2

Write the correct answer!

Book	Sharpener	Pencil	Table
Pen	Chalk	Crayons	Desk
Eraser	Globe	Chair	Scissors





Activity 3

Arrange the words below into correct sentences!

1

Words : a / is / this / chair.

Answer :

2

Words : is / bag / my / red.

Answer :

3

Words : blackboard / teacher / the / on / writes / the.

Answer :

4

Words : table / the / on / book / is / my.

Answer :

5

Words : eraser / have / a / i / new

Answer :
