

Reading and Writing

Part 1 - 5 questions -

Look and read. Put a tick (✓) or a cross (X) in the box.
There are two examples.

Examples



This is a camera.



This is a chicken.



Questions

1



This is a bath.



2



This is a snake.



3



This is a boat.



4



This is a sock.



5



This is a sofa.



Part 2

– 5 questions –

Look and read. Write **yes** or **no**.



Examples

There is a monster between the girl
and the boy.

.....yes.....

The monster is eating a pineapple.

no
.....

Questions

- 1 The boy is fishing.
- 2 There is a fish in the water.
- 3 The girl is drawing a picture.
- 4 The monster is flying a kite.
- 5 The girl is wearing trousers.






Part 3
– 5 questions –

Look at the pictures. Look at the letters. Write the words.

Example

 e a r 

Questions

- 1
- 
- 2
- 
- 3
- 
- 4
- 
- 5
- 




Part 4

– 5 questions –

Read this. Choose a word from the box. Write the correct word next to numbers 1–5. There is one example.

An apple



I am green, yellow or red. I come from atree..... . Lots of
 (1) like eating me. I am a (2) but I'm not
 an orange or a grape! People can get me from (3) in
 the street. They put me in a (4) there. At home,
 you can put me in a room like the (5), for example.
 What am I? I am an apple.

example



tree



eyes



shops



kitchen



bag



fruit



flowers



children

Part 5

– 5 questions –

Look at the pictures and read the questions. Write one-word answers.



Examples

How many bags are there?

four

What is the man eating?

a banana

Questions

1 What is the boy playing with?

a



2 Where are they now? in a

3 How many people can you see?



4 What are they doing?

5 What is on the man's head? a!