

















# Hawaiian Pizza Recipe

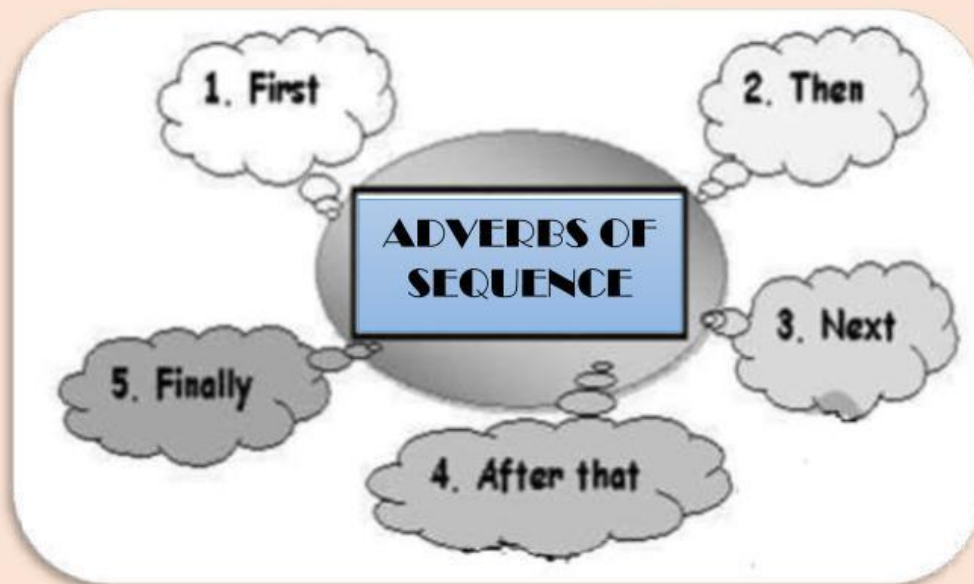
## Worksheet

1. Write the name of each picture and tick (✓) the ingredients you don't need to make Hawaiian pizza.

 <input type="checkbox"/>	 <input type="checkbox"/>	 <input type="checkbox"/>	 <input type="checkbox"/>
 <input type="checkbox"/>	 <input type="checkbox"/>	 <input type="checkbox"/>	 <input type="checkbox"/>
 <input type="checkbox"/>	 <input type="checkbox"/>	 <input type="checkbox"/>	 <input type="checkbox"/>
 <input type="checkbox"/>	 <input type="checkbox"/>	 <input type="checkbox"/>	 <input type="checkbox"/>

2. Write the toppings to make "Hawaiian pizza"

- a) \_\_\_\_\_
- b) \_\_\_\_\_
- c) \_\_\_\_\_
- d) \_\_\_\_\_



3. Put in order the following procedure about making a Hawaiian pizza. Fill in the gaps with the words in the box.

First	Then	Next
After than	Finally	

\_\_\_\_\_, sprinkle shredded mozzarella cheese generously over the sauce.

\_\_\_\_\_, add slices of ham and canned or fresh pineapple chunks evenly across the pizza.

\_\_\_\_\_, preheat the oven to the temperature which is recommended for your pizza base, usually around 220°C (425°F).

\_\_\_\_\_, bake the pizza in the oven for about 10-15 minutes, or until the cheese is melted and bubbly.

\_\_\_\_\_, spread the tomato sauce on a pizza base.

Here is the recipe for a fresh vegetable salad!

4.- Please put the sentences in order and add the adverbs of sequence (from above).

add some tuna and mix well.	grate some cheese and add a pinch of salt and pepper.	sprinkle some olive oil onto your salad and enjoy.
chop the lettuce, tomatoes, onions, and cucumber	buy all of the ingredients from the supermarket.	

Adverbs of Sequence	Process
First,	
Then,	