

PENGALAMAN PRANOMBOR

Hari : _____

Tarikh : _____

Nama : _____



Padankan mengikut pola yang sama.

Contoh:

The image shows two columns of four boxes each. Each box contains two shapes. A line connects the first box on the left to the third box on the right.

Oval, Crescent Moon	Rectangle, Circle
Rectangle, Circle	Triangle, Square
Diamond, Parallelogram	Oval, Crescent Moon
Triangle, Square	Diamond, Parallelogram

MA 1.4.1 Mengenal dan menyatakan pola di persekitaran

Tandatangan Guru: _____

Tandatangan Ibu Bapa: _____

Tarikh : _____

Tarikh : _____

Pentilaian:

Telah Menguasai		Sedang Menguasai		Belum Menguasai	
-----------------	--	------------------	--	-----------------	--

KONSEP NOMBOR

Hari : _____



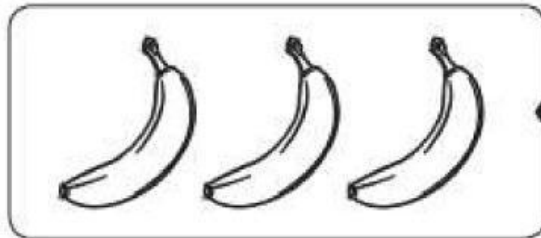
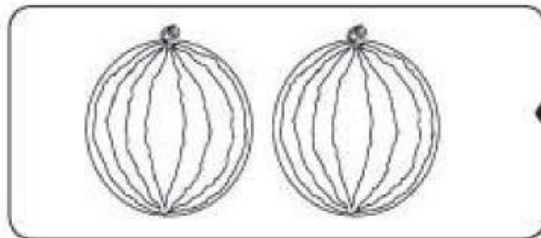

Tarikh : _____

Nama : _____



Padankan objek dengan nombor yang betul.

Contoh:



MA 2.1.6 Memadankan kumpulan objek dengan nombor

Tandatangan Guru: _____

Tandatangan Ibu Bapa: _____

Tarikh : _____

Tarikh : _____

Penilaian:	Telah Menguasai		Sedang Menguasai		Belum Menguasai	
------------	-----------------	--	------------------	--	-----------------	--

OPERASI NOMBOR

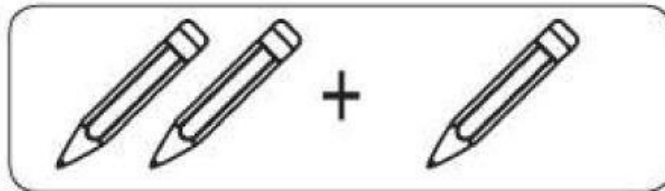
Hari : _____

Tarikh : _____

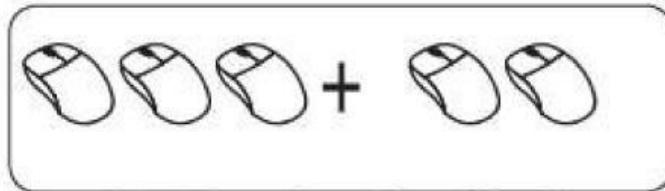

Nama : _____



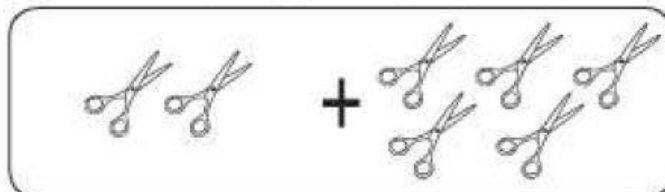
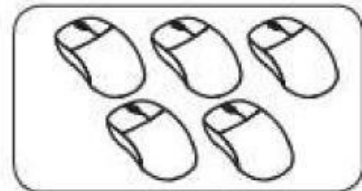
Kira dan tambah.



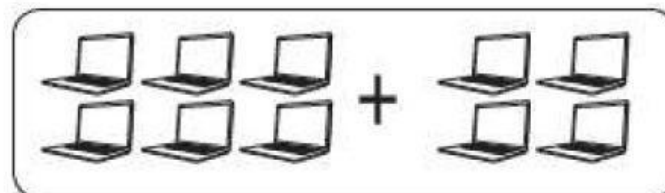
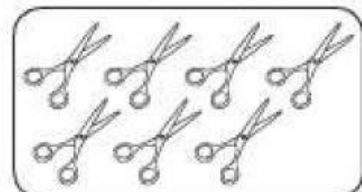
$$2 + 1$$




$$3 + 2$$



$$2 + 5$$



$$6 + 4$$



MA 3.1.1 Menyatakan hasil tambah dua himpunan objek

Tandatangan Guru: _____

Tandatangan Ibu Bapa: _____

Tarikh : _____

Tarikh : _____

Penilaian:

Telah Menguasai		Sedang Menguasai		Belum Menguasai	
-----------------	--	------------------	--	-----------------	--