

UNIT TEST 4

LISTENING

PART 1. Listen and number the pictures. There is one example.

☐☐

0

☐☐

PART 2. Listen and tick (✓) the box. There is one example.

Example:

☐☐

5.

☐☐☐

6.

☐☐☐

7.

☐☐☐

READING

PART 1. Look, read and choose the correct answer.


It's a duck.

It's a cow.

It's a goat.

This is the sea.

It's a rabbit



PART 2. Look at the picture, read and put a tick (✓) Yes or No . There is one example.



Example:

What's that?

It's a cat.

Yes ☒

No ☐

5. What's that?

It's a pig.





Yes ☐

No ☐



- | | | | |
|------------------------------|----------------------|------------------------------|-----------------------------|
| 6. What's that? | It's a monkey. | Yes <input type="checkbox"/> | No <input type="checkbox"/> |
| 7. What's that? | It's a goat. | Yes <input type="checkbox"/> | No <input type="checkbox"/> |
| 8. How many ducks are there? | There are ten ducks. | Yes <input type="checkbox"/> | No <input type="checkbox"/> |

WRITING

PART 1. Order the letters, then draw lines. There is one example.

0	Example	<div style="border: 1px solid black; border-radius: 10px; padding: 5px; display: inline-block;">i g p</div>	<div style="border: 1px solid black; border-radius: 10px; padding: 5px; display: inline-block;"><u>p</u>ig</div>	
1.		<div style="border: 1px solid black; border-radius: 10px; padding: 5px; display: inline-block;">g t o a</div>	<div style="border: 1px solid black; border-radius: 10px; height: 30px; width: 100px;"></div>	
2.		<div style="border: 1px solid black; border-radius: 10px; padding: 5px; display: inline-block;">w o c</div>	<div style="border: 1px solid black; border-radius: 10px; height: 30px; width: 100px;"></div>	
3.		<div style="border: 1px solid black; border-radius: 10px; padding: 5px; display: inline-block;">k c d u</div>	<div style="border: 1px solid black; border-radius: 10px; height: 30px; width: 100px;"></div>	

PART 2. Look and write the words. There is one example.

Example	<u>R</u> obot
	
4.	_ un
	

5.



_abbit

Example:



PART 3. Look, read and write. There is one example.

What's that?

It's a cow.

6.



What's that?

It's a _____.

7.



What's that?

_____ a _____.

8.



What's that?

It's _____.

9.



What's that?

10.



This is _____