

UNIT TEST 2

LISTENING

PART 1. Listen and number the pictures. There is one example.

Example:



0

What's your name?


☐☐☐☐

PART 2. Listen and tick (✓) the box. There is one example.

Example:

☐☐

5.

☐☐☐

6.

☐☐☐

7.

☐☐☐

READING

PART 1. Look, read and choose the correct answer. There is one example.



Open your book.

Close your book




It's a triangle.

It's a rectangle.



It's a square.

It's a circle.



It's a triangle.

It's a circle.

PART 2. Look at the picture, read and put a tick (✓) Yes or No . There is one example.



Example:

What shape is it?

It's a circle.

Yes



No



4. What shape is it?

It's a square.

Yes




No




5. What shape is it? It's a rectangle. Yes ☐ No ☐

6. What shape is it? It's a square. Yes ☐ No ☐

PART 3. Look, read and draw lines. There is one example.

Example: What shape is it?  •A. It's a pen.
•B. It's a rectangle.

7. Who's this?  •

8. What's this?  • •C. This is a queen.

WRITING

PART 1. Order the letters. There is one example.

Example:



a s r q e u

square

1.



i c l e c

__ r __

2.



a e n l t g r

i

3.



g a c l t n e e

r _ _ _ _ _

PART 2. Order the words. There is one example.

Example:



This is an orange.

4.



5.



PART 3. Look and write. There is one example.

Example:



What shape is it?

It's a triangle.

6.



What _____ is it?

It's a _____.

7.



_____ shape is it?

It's a _____.