






Cuente la cantidad de objetos que le piden y escriba el número



	<input type="text"/>		<input type="text"/>
	<input type="text"/>		<input type="text"/>






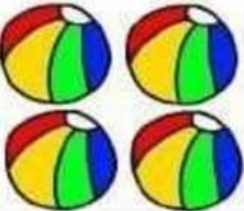








A cartoon illustration of a pond with a frog on a lily pad. A sequence of 15 yellow circles is arranged in a winding path across the water. The circles contain numbers: 1, 4, 5, 7, 10, 12, 14, 17, and 20. There are 6 empty circles for the student to write the missing numbers. The path starts at the frog and ends near a rock.



Cuenta y arrastre cada cantidad a su respectivo número

1	2	7	8
3	4	9	10
5	6	11	12






Cuenta y escribe el número que hace falta













Missing Number

Name _____

1 to 20

 1	 	 3	 	 5
--	---	--	--	--







 	 7	 	 9	
--	---	--	--	--

 11	 12	 	 14	
---	---	---	--	---

 	 17	 	 19	
---	---	---	--	---

Cuenta y escribe la cantidad de objetos que le piden



	<input type="text"/>		<input type="text"/>		<input type="text"/>
	<input type="text"/>		<input type="text"/>		<input type="text"/>