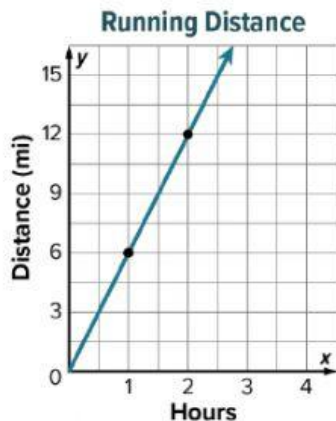


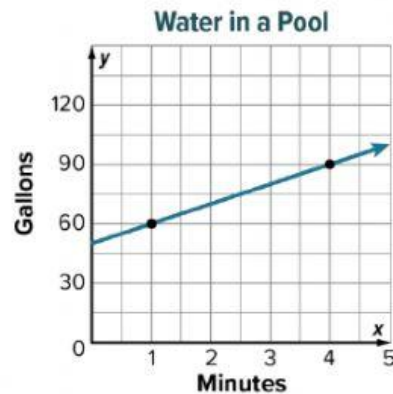
## Extra Practice

### Slope of a Line

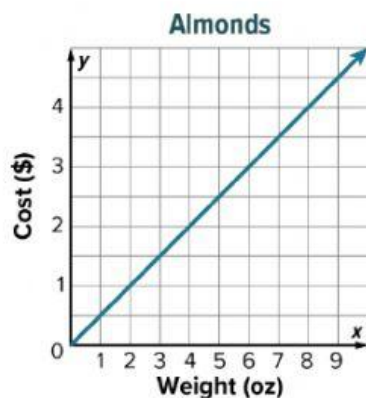
1. The graph shows the distance that an athlete runs. Find the slope of the line. (Example 1)



2. The graph shows the amount of water in a pool as water is added over time. Find the slope of the line. (Example 1)



3. The graph shows the cost of roasted almonds per ounce. Find the slope of the line. (Example 1)



4. The graph shows the height of a golf ball above the bottom of a pond as it sinks. Find the slope of the line. (Example 2)

