

1. Use your centimeter cubes to build the figures pictured below on centimeter grid paper. Find the total volume of each figure you built, and explain how you counted the cubic units. Be sure to include units.

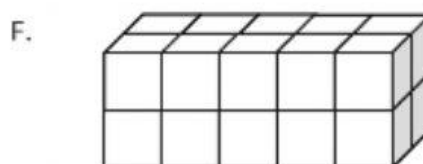
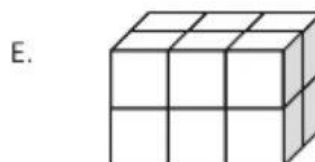
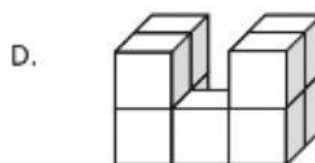
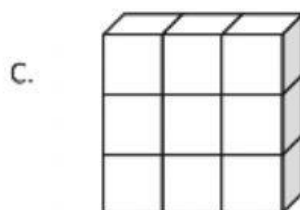
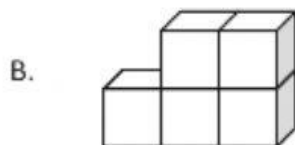


Figure	Volume	Explanation
A		
B		
C		
D		
E		
F		