

Everybodyup 1 – Unit 3 – Lesson 3

A. VOCABULARY

Exercise 1: Circle the correct answers

1. one doll



A. ☐ ☐



B. ☐ ☐

2. three dolls



A. ☐ ☐



B. ☐ ☐

3. one car



A. ☐



B.

4. three kites



A.



B.

Exercise 2: Circle Yes or No



1. twelve cars

Yes / No



2. two dolls

Yes / No



3. Two balls

Yes / No



4. One kite.

Yes / No

Exercise 3: Match the words with the numbers and pictures

5	•	Two	•	
1	•	Four	•	
3	•	One	•	
2	•	Three	•	
4	•	Five	•	

B. GRAMMAR

Exercise 1: Circle the correct answers

1. your turn.

A. It

B. It's

2. play together

A. Let

B. Let's

3. you.

A. Thank

B. Thanks

4. How old you?

A. are

B. am

5. How many ?

A. doll

B. dolls

Exercise 2: Fill in the blanks

1. your turn.

Thank you.

2. How are you?

I'm ten.

3. How old you?

..... nine.

4. How dolls?

Five dolls.

5. How many?

Seven balls.

Exercise 3: Underline and correct the mistakes

Underline

Correct

1. It your turn.


2. Let play together.

3. How old you?


5. I five.

C. LISTENING

Exercise 1: Listen and number (Track 44 – CD1)




.....



.....



.....



.....

Exercise 2: Listen and write (Track 47 – CD1)

It's your

..... you.

D. WRITING

Exercise 1: Make the questions and the answers



1. How many dolls?

.....

2.

.....

3.

.....

4.

.....

Exercise 2: Make the sentences using “I’m”

7

8

9

10

1.

2.

3.

4.