

English Private School of Kalba SCIENCE - ASSESSMENT B REVISION PACK

Name: _____ Grade 1/Year 2 _____

Teachers: Ms. Connie, Ms. Shonima, Ms. Shemy


Unit - 5 Forces

Q10. Choose from the words in the box to match the movement of these pictures.

jumping running crawling skipping walking



Q11. Things move in different ways. Match the pictures to the correct words.



swim
slither
fly
hop
walk
run
roll

Q12. Describe the pictures below using the correct words.

twisting

stretching

squashing



a This boy is _____ his legs.








b These hands are _____ the dough.




c These hands are _____ the scarf.

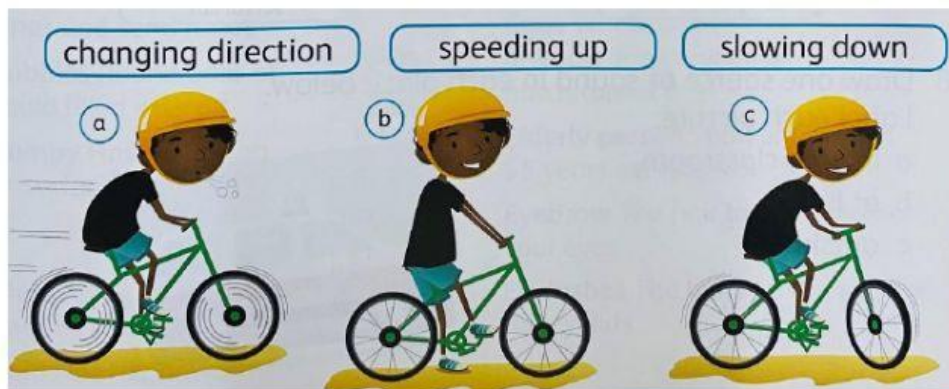
Q13. Do you use a push or a pull to move the objects below? Put a tick ✓, a cross x or both.

Object	Push to move	Pull to move
swing 		
wheelbarrow 		
rocking horse 		
doorbell 		
bat and ball 		

Q14. Look at each picture. What kind of force is being used – a push or a pull?



Q15. Look at the pictures. Match the picture that shows the boy is:



Q16. Complete the sentences below. Choose the correct words in the box.

push direction pull bigger blow force

1. To make a bubble, you _____ air into the wand.
2. When you _____, you make an object move away from you.
3. A _____ push can knock down more skittles.
4. When you _____, you make an object move towards you.
5. To make the bubbles change _____, move the wand up and down.
6. A _____ is a push and a pull.

❧ ❧ ❧ ❧ *Good Luck* ❧ ❧ ❧ ❧