

D. Fill in the blanks with the correct word.

scroll wheel

mouse pad

input





clicking

two

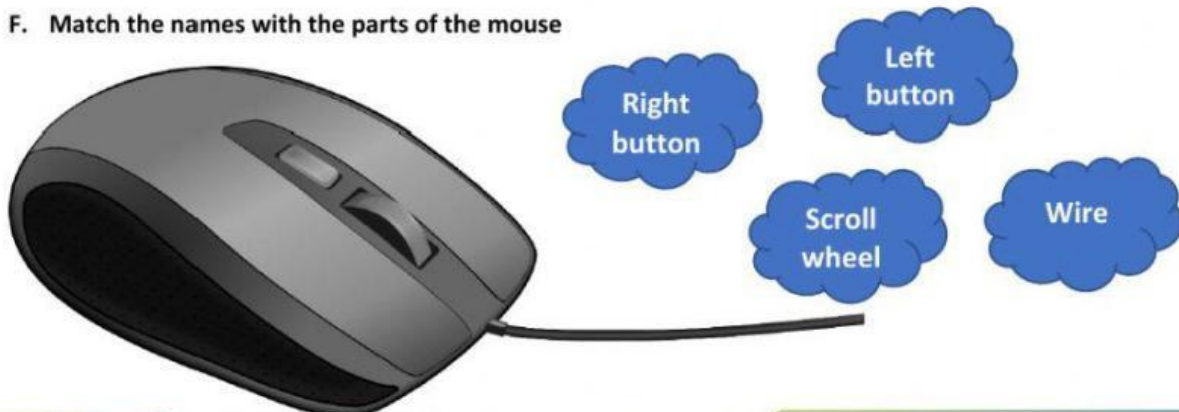
mouse pointer

1. The mouse is an _____ device.
2. A _____ is pad on which you keep and move the mouse.
3. The mouse has _____ buttons.
4. The wheel of the mouse is called _____
5. The _____ shows your position on the monitor.
6. To press the mouse button is called _____.

E. Look at the pictures carefully. A letter is missing in the word given below each picture. Fill in the missing letters

 <p>MOUSE POI TER</p>	 <p>__ OUSE</p>
 <p>C __ ICKING</p>	 <p>MO __ SE P __ D</p>

F. Match the names with the parts of the mouse



Name: _____

Date: _____

Grade & Class: _____

Learning Objective:

To make the students learn more about a computer mouse, the right way to hold the computer mouse, and it's various functions

A. Which one is a **computer mouse**?



B. Place the options under the correct picture.

It lives in a hole.

It helps to draw.

It eats grains.

It is kept on a mouse pad.

It runs very fast.

It works on a click





C. Show how to hold the mouse

