QUIZIZZ Worksheets

speed and velocity

Total questions: 21

Worksheet time: 16mins

Instructor name: Khaled Barhoom

Name

Class

Date

1. The speedometer on your car tells you

a) average velocity

b) instantaneous velocity

c) average speed

d) instantaneous speed

2. What two measurements are necessary for calculating speed?

a) Mass and time

b) Temperature and mass

c) Mass and distance

d) Distance and time

3.

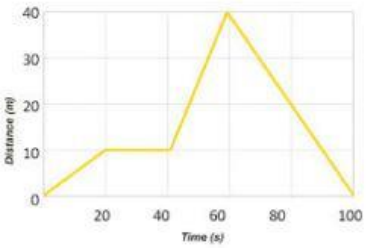

At 60 seconds, how far had this object traveled?

a) 0 m

b) 10 m

c) 20 m

d) 40 m

LIVEWORKSHEETS

4.

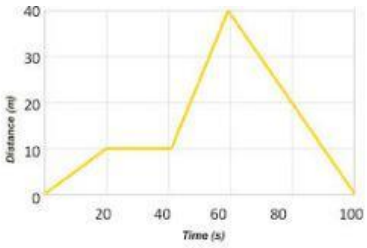

How long did it take this object to travel 10 m?

a) 0 s
b) 10 s
c) 15 s
d) 20 s

5. What is the speed of an object that travels 60 meters in 4 seconds?

a) 240 m/s
b) 15 m/s
c) 0.067 m/s
d) 15 mph

6. A measurement of how fast an object is moving

a) Velocity
b) Speed
c) Vector
d) Acceleration

7. A description of the speed and direction of an object's motion

a) Velocity
b) Speed
c) Acceleration
d) Vector

8. What is the speed of an object that travels 20 meters in 4 seconds?

a) 80 m/s
b) 0.2 m/s
c) 5 m/s
d) 24 m/s

LIVEWORKSHEETS

9. What is velocity?

a) the quickness of an object

b) the location of an object

c) acceleration

d) speed in a specific direction

10. Velocity is both ____ and _____.

a) speed , direction

b) direction, mass

c) volume, density

d) direction, magnitude

11.

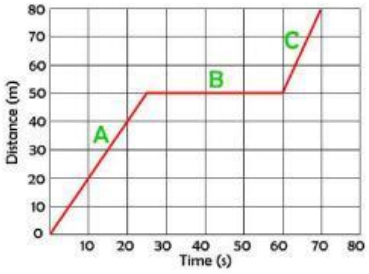

What is the speed of the object between 25 to 60 seconds?

a) 4 m/s

b) 2m/s

c) 0 m/s

d) 5 m/s

LIVEWORKSHEETS

12.

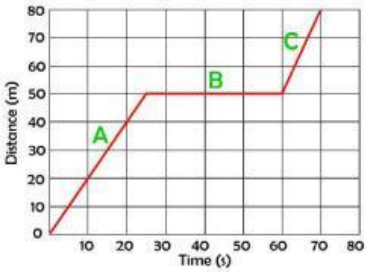

What is the speed pf the object in section A?

a) 0 m/s

b) 30 m/s

c) 0.5m/s

d) 2 m/s

13.

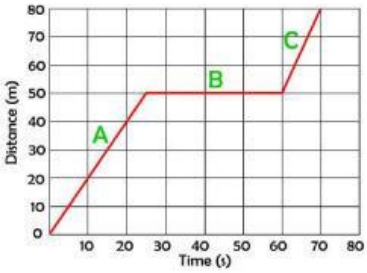

In which section object is travelling fastest?

a) A

b) B

c) C

LIVEWORKSHEETS

14. 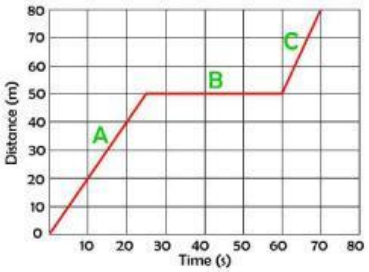

In which segment the object stopped?

a) A

b) B

c) C

15. On a distance vs. time graph, the steeper the slope _____

a) the slower the speed

b) the faster the speed

c) less acceleration

d) greater acceleration

16. What does the slope of a position vs time graph tell you?

a) Displacement

b) Distance traveled

c) Velocity

d) Acceleration

LIVEWORKSHEETS

17.

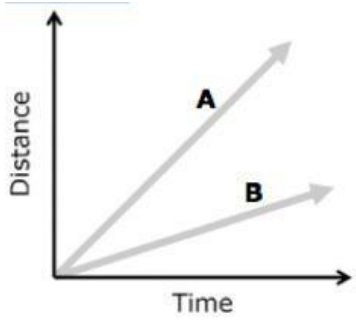

Which line represents an object moving at a faster speed?

a) A

b) B

18.

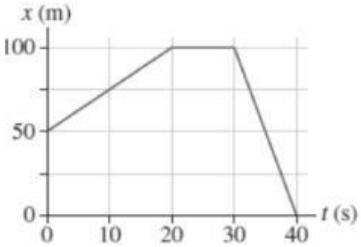

A motion of a car is represented by the position-time graph shown below. At what time was the car at position $x = 50\ m$?

a) At $t = 0s\ and\ t = 40s$

b) At $t = 0s$ and $t = 35s$

c) At $t = 30s\ and\ t = 40s$

d) At $t = 20s\ and\ t = 30s$

LIVEWORKSHEETS

19.



Which of the following correctly compares the velocities represented by the graph below?

a) v(saif) > v(ALi)> v(Ahmed)

b) v(Saif) = v(Ali) = v(Ahmed)

c) v(Ahmed) = v(Ali) = v(Saif)

d) v(Ali) = v(Ahmed) = v(Saif)

20.

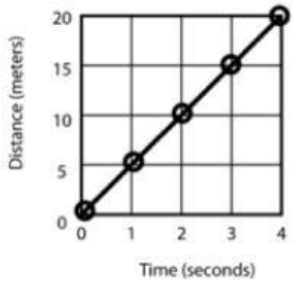

What is this objects speed at 2 s?

a) 5 m/s

b) 5 s/m

c) 20 m/s

d) 20 s/m

LIVEWORKSHEETS

21.

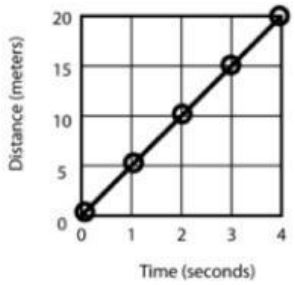

What is the speed of this object at 3 seconds?

a) 5 m/s

b) 45 m/s

c) 5 s/m

d) 45 s/m

LIVEWORKSHEETS