# Skills Time!

## Lesson Five

### Reading

**1** Point to parts of the body. Say the words.

**2** Listen and read. 38

**Hi. I'm Tom.**
**Let's make a paper lion!**

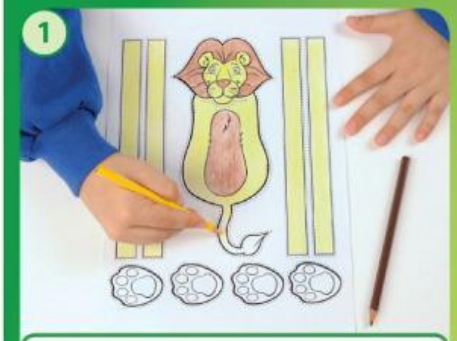

1 Colour the face, the body and the legs. Then colour the paws and tail too.

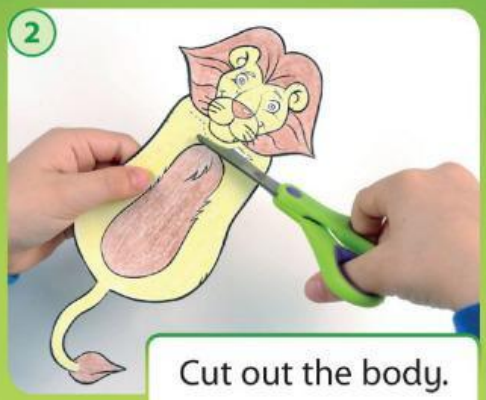

2 Cut out the body. Now cut the face.

3 Fold the tail. Fold the face.



4 Cut out the four legs and paws. Fold the legs.

5 Stick the paws on the legs. Stick the legs on the body.

6 Look! It's a lion.

**3** Read again. Number the pictures in the correct order.

LIVEWORKSHEETS

## Listening

**1** Listen and number. 39



1

## Speaking

Watch the DVD!

**2** Look at the pictures again. Ask and answer.

*It's brown. It's got black eyebrows. What is it?*

*It's a dog.*

## Writing preparation

**3** Circle each sentence. Then count.

I'm Tom. This is my paper toy. 2

This is my paper toy. It's a lion. Colour the body.
Fold the face and the tail. Cut out the four legs.
Stick on the legs and the paws.

How many sentences?

**Complete the writing task on page 25 of the Workbook.**