


Lesson Three Song

1 Listen, point and repeat.  33



fingers



hands



eyes



eyebrows



shoulders

2 Listen and sing.  34

3 Sing and do.

Let's sing!



Ten fingers on my hands


Ten fingers on my hands,
On my hands.


Ten fingers on my hands,
On my hands.

Two eyes, one nose,
All on my face.

Ten fingers on my hands,
On my hands.



1 Listen, point and repeat.  35




2 Listen and chant.  36

Look at the ink, i, i, ink.
 Look at the jam, j, j, jam.
 Look at the kite, k, k, kite.
 Look at the lion, l, l, lion.

3 Listen to the sounds and join the letters.  37

What has the lion got?



4 Read and circle the sounds *i, j, k, l* at the start of the words.



The lion's got some jam.
 The lion's got some ink.
 Look! Here is a kite.
 Oops! The lion is a mess.

