

## Unit 2 lesson 1 Everybodyup 1

### A. VOCABULARY

#### Exercise 1: Match the words with the correct pictures

1. paint



A.

2. paper



B.

3. chalk



C.

4. yarn



D.

5. glue



E.

6. tape



F.

#### Exercise 2: Rearrange the letters



tipna -> .....



nray -> .....



rappe -> .....



guel -> .....

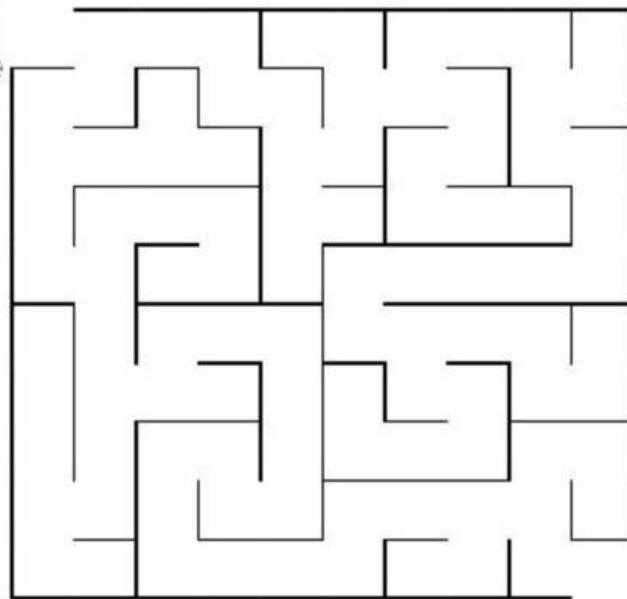


Kclha -> .....



taep -> .....

**Exercise 3: Draw a path to help Doraemon find the tape**



## B. GRAMMAR

### Exercise 1: Circle the correct answers.

1. What .....

A. this

B. 's this

C. it

2. This ..... paint

A. is

B. it

C. a

3. This .....

A. yarn

B. is

C. is yarn

4. What .....

A. it

B. it this

C. 's this

### Exercise 2: Fill in the blanks

1. What's .....

This is tape.

2. What .....

This is paint.

3. ....'s this?

This is yarn

4. ....?

This is chalk.





5. What's this?

This ..... glue.

6. What .....?

..... paper.

**Exercise 3: Match the questions with the answers.**

- |                 |   |                   |
|-----------------|---|-------------------|
| 1. What's this? |    | A. This is yarn.  |
| 2. What's this? |   | B. This is paint. |
| 3. What's this? |  | 3. This is tape.  |
| 4. What's this? |  | 4. This is paper. |

**C. LISTENING**

**Exercise 1: Listen and number (Track 23 – CD1)**



.....



.....



.....



.....



.....



.....

**Exercise 2: Listen and write (Track 24 – CD1)**

1. What's this?

This is .....

2. What's this?

This is .....

3. What's this?

This is .....

4. What's this?

This is .....

5. What's this?

This is .....

6. What's this?

This is .....

**D. WRITING**

**Exercise 1: Complete the sentences using the given words.**

1. What/this?

2. This/paint. ....

3. This/glue. ....

4. This/tape. ....

5. This/yarn. ....

6. This/chalk. ....

**Exercise 2: Look at the pictures, make the sentences using “This is ...”**



1. ....

2. ....

3. ....

4. ....

5. ....

6. ....