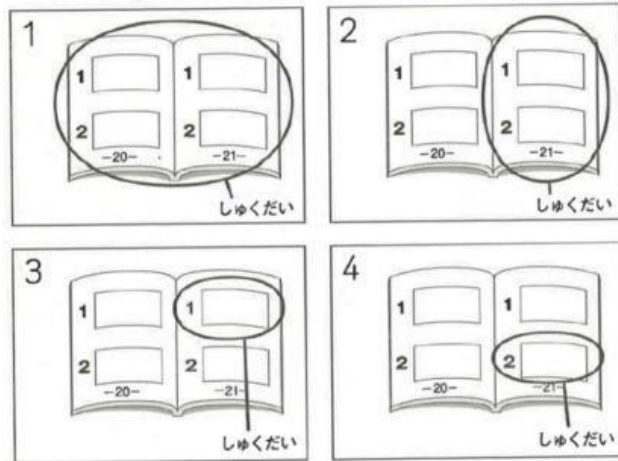


LISTENING PRACTICE DUJ21023

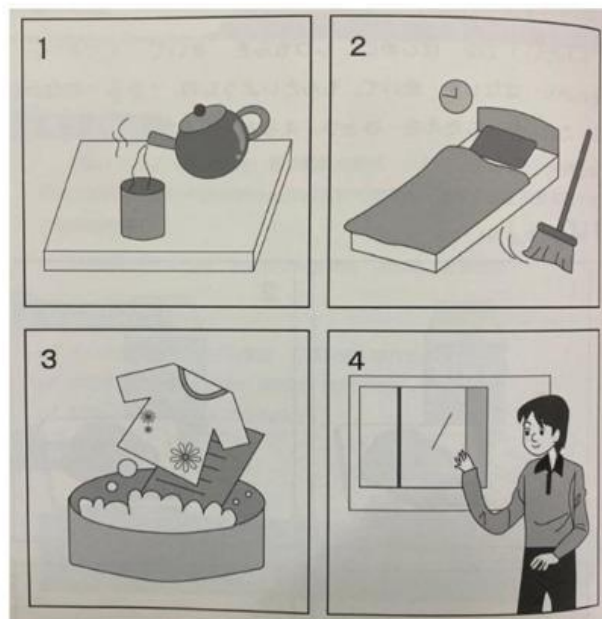
| 問題 | No. Of Question | Format | Explanation / Instruction |
|----|-----------------|---|--|
| ① | 5 | <ul style="list-style-type: none"> Objective With graphic | 1- You will listen to a speaker stating / describing a situation. 2- The speaker will state the question(s). 3- Two person (male and female) will be converse about one situation. Listen to the conversation and pay attention to the content. 4- The speaker will repeat the question(s) . 5- Choose the correct answer. |

れい:

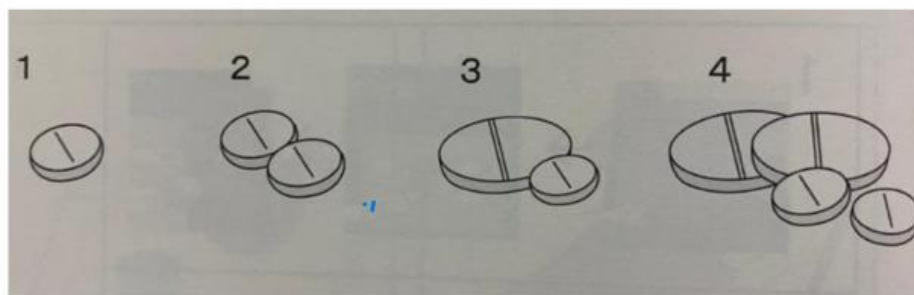
ANSWER :



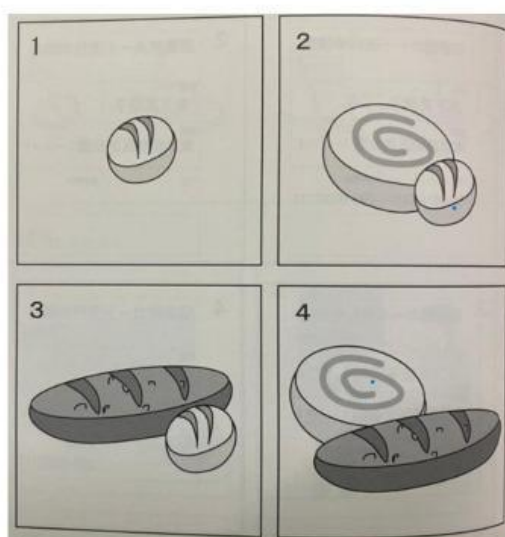
ANSWER :




ANSWER :



ANSWER :




ANSWER :




| 問題 | No. Of Question | Format | Explanation / Instruction |
|----|-----------------|---|---|
| ② | 5 | <ul style="list-style-type: none"> Objective With graphic Refer to the arrow 『なんと いいですか。』 | <p>1- You will listen to a speaker stating / describing a situation.</p> <p>2- Listen to the speaker's question 『なんと いいですか。』</p> <p>3- Determine the best answer to represent what is the person should reply. (Refer to the arrow).</p> <p>4- The speaker will state 3 answer options.</p> <p>5- Select one answer that match the statement that the person with the ARROW should reply.</p> |

れい:

ANSWER :



ANSWER :



ANSWER :



ANSWER :



ANSWER :



| 問題 | No. Of Question | Format | Explanation / Instruction |
|----|-----------------|--|--|
| ③ | 5 | <ul style="list-style-type: none"> Objective No graphic Question and 3 options of answers will be stated. | 1- The speaker will state a question. 2- It will be followed by the selection of 3 answers. 3- Select one answer that matches the statement that the person should reply. |

| 問題 | No. Of Question | Format | Explanation / Instruction |
|----|-----------------|--|---|
| ④ | 4 | <ul style="list-style-type: none"> Objective With graphic Maru Batsu (O , X) | <p>『^{いま}今から ^{しけん}試験です。^{がくせい}学生は しても いいですが、 しては いけませんか。』</p> <p>いいです... O いけません... X</p> <p>1- You will listen to a speaker stating / describing a situation. 2- Two person (male and female) will be converse. Listen to the conversation and pay attention to the content. 3- Determine the best answer to represent what the person MAY DO with "O" and CANNOT with "X" 4- Choose the correct answer (O or X).</p> |

^{いま}今から ^{しけん}試験です。^{がくせい}学生は **しても いいですが、**
しては いけませんか。

いいです……○ いけません……×

^{けいたいでんわ}携帯電話
 mobile phone
 手机, 移动电话
 휴대폰, 핸드폰

例) (X)

1) ① ()

② ()













2) ① ()

② ()

| 問題 | No. Of Question | Format | Explanation / Instruction |
|----|-----------------|---|---|
| ⑤ | 3 | <ul style="list-style-type: none"> Objective With graphic | <p>『どれを ^か 買いましたか。』</p> <p>1- You will listen to a conversation. 2- Based on the picture, determine the best graphic to represent the situation/conversation. 3- Choose the correct answer (A-B-C).</p> |

どれを ^か 買いましたか。

例)

| | | | |
|----|--|--|--|
| ① | a.  | b.  | c.  |
| 1) | a.  | b.  | c.  |
| 2) | a.  | b.  | c.  |
| 3) | a.  | b.  | c.  |