



1 Point and say.



pen eraser pencil ~~book~~ bag door window

2 Look at the picture. Complete the words and write the numbers.

b o o k	<input type="text" value="5"/>	___g	<input type="text"/>
d _ o _	<input type="text"/>	e _ a _ _ r	<input type="text"/>
p _ _ n	<input type="text"/>	p _ _ _ c _ l	<input type="text"/>
w _ _ n _ _ w	<input type="text"/>		

1 Look and write.

pen pencil eraser book



1 That is her pencil.

2 That is his _____.

3 That is her _____.

4 That is his _____.

2 Listen and write the number and the sentence. 08



This is Sam.


1 This is his pen.

2 _____.

3 _____.

4 _____.

5 _____.



1

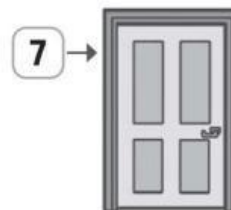
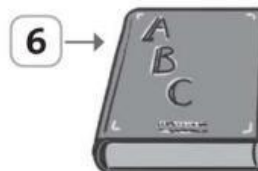
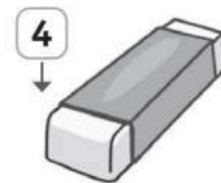


1 Listen and read. Then act. 09



2 Look and complete the words. Listen and draw lines. 10



Complete the crossword.



Reading & Writing, Part 2

Look and read. Write **yes** or **no**. There are two examples.



Examples

That is her book. no

That is his book. yes

Questions

1 That is her eraser. _____

2 That is his pencil. _____


3 That is his eraser. _____

4 That is her pencil. _____

5 That is his pen. _____

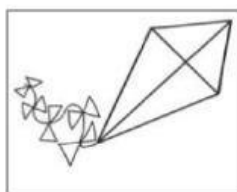
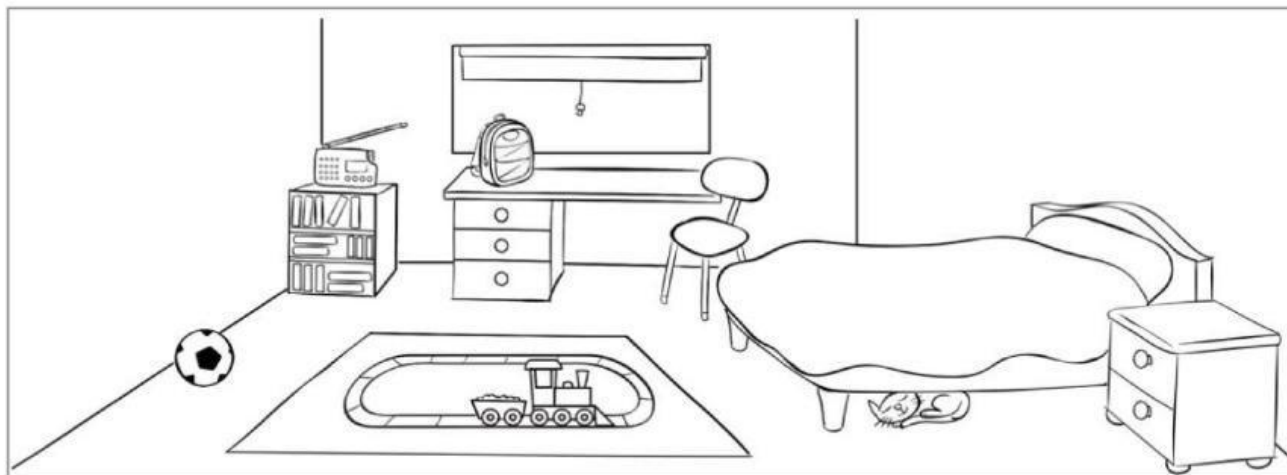
Listening, Part 4

Listen and colour.  11



Child A

- Colour your bedroom picture.
- Now tell your friend what colour the things are.



Child B

- Colour your bedroom picture.
- Now tell your friend what colour the things are.

