

Worksheet 5

UNIT 3 OCCUPATIONS


Teacher Alejandra's Class

COOL



 **LIVEWORKSHEETS**

Dream



**Hello and welcome
to my English Class!**



IDENTIFYING OCCUPATIONS



He is a



She is a



He is a



She is an

Write occupations properly



1. Teraceh

Teacher

2. Unser

3. Asisnttsa

4. Emrraf

5. Accntnoatu

6. Rcoodt

7. Ngenriee

8. Bsu rdvrie

9. Oipcel oefficr



Unit 3

Worksheet 5

Part I (Class I)



- Work with a classmate, read the definitions, and write the corresponding occupation from the box.

Teacher

Nurse

Assistant

Bus driver

Farmer

Accountant

Police officer

Doctor

Engineer

1. A person who protects citizens from dangerous situations.
2. A person who drives public or private buses.
3. A person who teaches children and teens at school.
4. A person who cultivates land and raises animals.
5. A person who helps another person in their job.
6. A person who helps sick people.
7. A person who keeps and inspects financial accounts.
8. A person who designs things such as roads, buildings, or bridges.
9. A person who helps patients and doctors.



When to use a / an



A

A is used before a noun that starts with a consonant sound (e.g., "s," "t," "v").



AN

An is used before a noun that starts with a vowel sound (e.g., "a," "o," "i").

Part II (Class 3)

- Make sentences describing the following people's occupations.
- Underline the indefinite article in each sentence and the occupation.
- Check the example below.

Example: David is a doctor.



Laura



Karen



Luis



Pamela



Pablo



Mónica



David



EVALUATION

Select the correct answer



Laura is

Karen is

Luis is

Pamela is

Pablo is

Monica is

Example: David is a doctor.



Laura



Karen



Luis



Pamela




Pablo



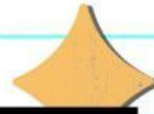
Mónica



David



Let's Play



<https://www.baamboozle.com/game/2576215>



 **LIVEWORKSHEETS**



Thank you!

Do you have any questions
for me before we go?

Dream

