

TEST 2

TEST
2

SPEAKING

TIP STRIP

Read first to get an idea of the overall meaning of the text, e.g. Text 2 is about statistics. Look for the words that contain key information; these are usually stressed, e.g. *statistics, changes, collection, analysis, probabilities, prediction.*

Practise saying any difficult words, e.g. *statistics, analysis of probabilities.* Think about where your voice will rise, fall and pause.

Read aloud



In the test, there are 6–7 tasks. For each task, you read the text aloud into the microphone. The wording in the instructions below is the same as you will see in the actual test. See page 12 for help.



40 sec. Look at the text below. In 40 seconds, you must read this text aloud as naturally and as clearly as possible. You have 40 seconds to read aloud.

- 1 Many people who embark on a radical diet become so obsessed that their lives revolve around it. In constantly checking and recording their calorific intake, they fail to notice that their health is deteriorating. They suppress natural, healthy hunger cravings and come to regard food as a threat.
- 2 The science of Statistics began mid-way through the eighteenth century and since then it has undergone significant changes. At the outset Statistics was primarily concerned with the collection and representation of information relating to nation states. Later it was used in the analysis and interpretation of data and after that, in the analysis of probabilities and the prediction of future events.
- 3 It is estimated that by the year 2030, 60 per cent of the world's population will be living in cities. The fact that the vast majority of these urban centres are built on land just a few metres above sea level is starting to worry the authorities in many countries. They believe that the rising sea levels resulting from climate change will pose a serious threat of flooding.
- 4 As well as choosing a degree course, university students must decide whether to live on or off campus. The main advantages of living in a dorm in a hall of residence are that the college amenities are close at hand and all meals and utility bills are included in the monthly rent.
- 5 Erasmus is a student-exchange programme which was set up within the European Union in 1987. In 2006, more than 150,000 students, or nearly 1 per cent of the European student population, participated in it. Students spend between three months and a year studying in another European country. There are academic advantages, and the students are encouraged to learn about the culture of their host country.
- 6 When people tell lies they are not recalling a true memory. They are being inventive; they are creating a fictitious story. The effort involved in doing this causes stress and discomfort which very often manifest themselves in physical reactions such as sweating and rapid eye movements. To a trained observer these signs are proof of an untruth.

Repeat sentence

TIP STRIP

Focus on the meaning of the sentence and the key words, e.g. in Sentence 1: *interval, minutes, speakers*. Notice the stressed words and where the speaker's voice rises and falls, and imitate this when you speak. Does the speaker's voice go up or down at the end of the sentence?

If you take notes, don't try to write every word. Note the key words using abbreviations, e.g. *mn, spkr*.



In the test, there are 10–12 tasks. For each task, you listen and repeat the sentence you hear into the microphone. The wording in the instructions below is the same as you will see in the actual test. See page 14 for help.

▶ 42–51



15 sec.

You will hear a sentence. Please repeat the sentence exactly as you hear it. You will hear the sentence only once.

Pearson Test of English Academic - Katherine Marie Garcia Time Remaining 00:11:36 27 of 42

You will hear a sentence. Please repeat the sentence exactly as you hear it. You will hear the sentence only once.

Status: Beginning in 3 seconds.

Volume:

Recorded Answer

Current Status:
Beginning in 8 seconds.

Next

Repeat sentence: Each question is displayed on a new screen.

TEST
2

SPEAKING

Describe image

TIP STRIP

Look at the title of the image. This helps you to begin with a general statement about the information, and then you can describe the major features. In Question 1, the bar chart shows the kinds of literature Britons prefer to read, and the main features are the distribution of these preferences by genre and gender.

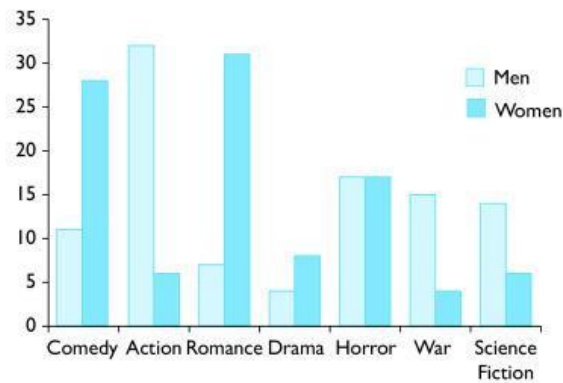


In the test, there are 6–7 tasks. For each task, you look at the image and describe it into the microphone. The wording in the instructions below is the same as you will see in the actual test. See page 16 for help.



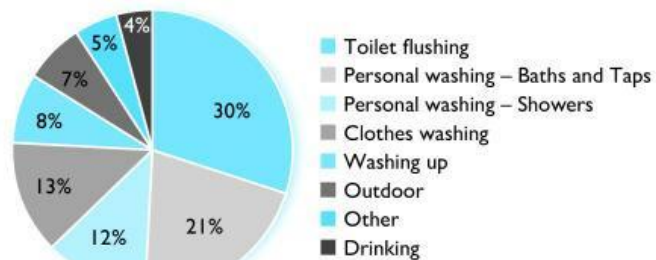
- 1 **40 sec.** Look at the bar chart below. In 25 seconds, please speak into the microphone and describe in detail what the bar chart is showing. You will have 40 seconds to give your response.

Preferred literary fiction genres in Britons aged 50+ (2016)




- 2 **40 sec.** Look at the pie chart below. In 25 seconds, please speak into the microphone and describe in detail what the pie chart is showing. You will have 40 seconds to give your response.

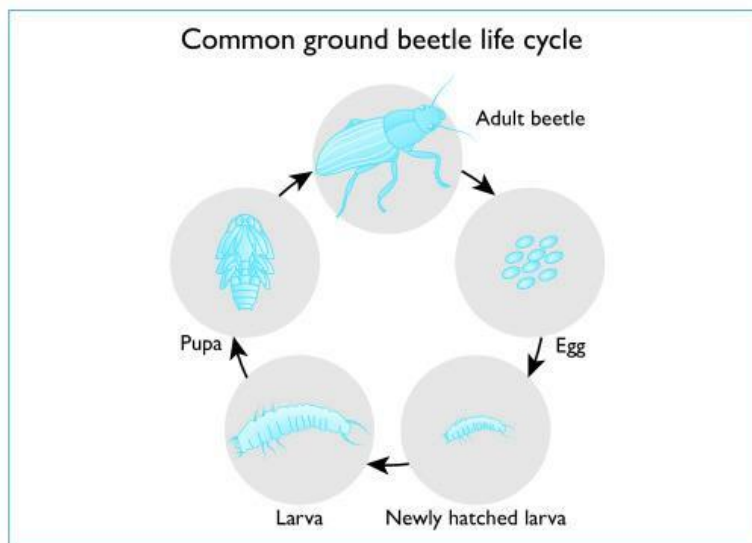
Average water consumption in US households (2014)




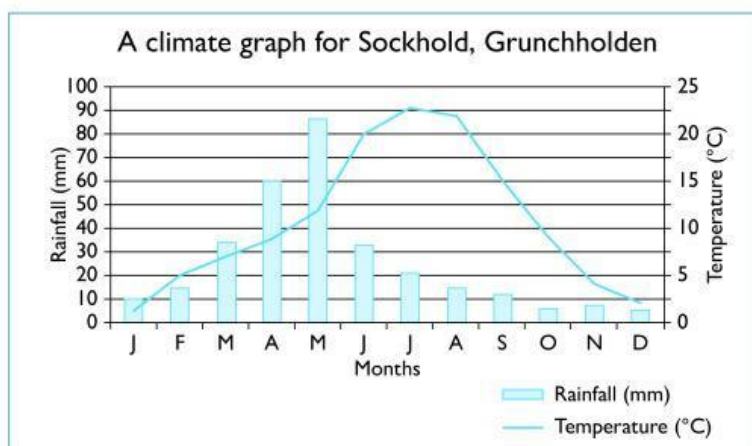
TEST
2

SPEAKING

- 3  40 sec. Look at the diagram below. In 25 seconds, please speak into the microphone and describe in detail what the diagram is showing. You will have 40 seconds to give your response.




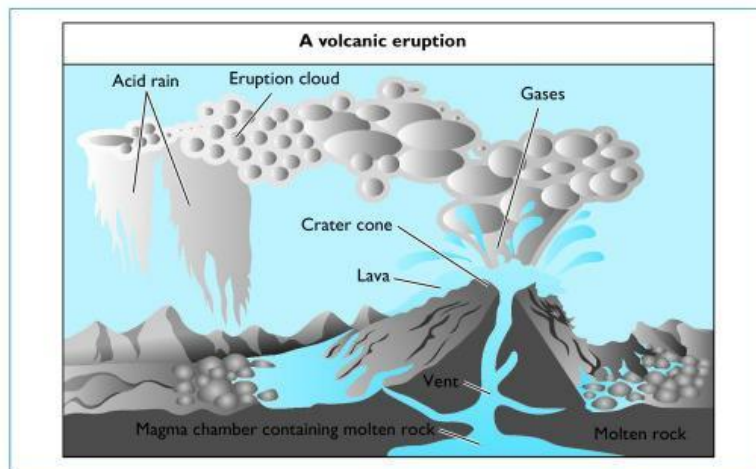
- 4  40 sec. Look at the graph below. In 25 seconds, please speak into the microphone and describe in detail what the graph is showing. You will have 40 seconds to give your response.




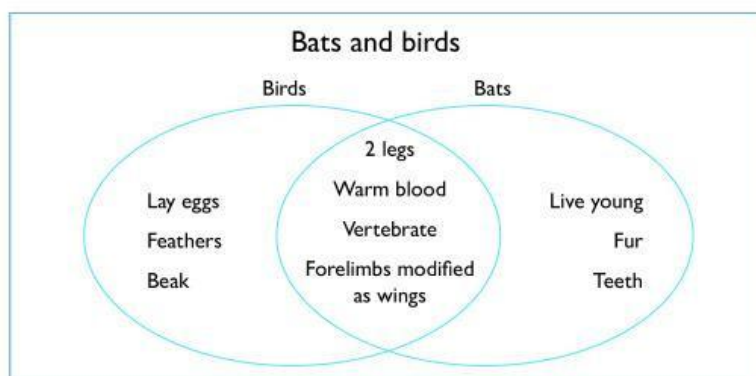
TEST
2

SPEAKING

- 5  40 sec. Look at the image below. In 25 seconds, please speak into the microphone and describe in detail what the image is showing. You will have 40 seconds to give your response.



- 6  40 sec. Look at the Venn diagram below. In 25 seconds, please speak into the microphone and describe in detail what the Venn diagram is showing. You will have 40 seconds to give your response.



TIP STRIP

Scan the picture quickly to prepare for the lecture. As you listen, try to get an overall feeling for the meaning and the speaker's attitude.

Take notes but don't try to write every word you hear. Only write key words, e.g. *green/living roofs*—give definition and benefits: *pleasant to look at and environment-friendly*.

Think about how you will organize what you will say to be ready when the microphone opens.

Re-tell lecture



In the test, there are 3–4 tasks. For each task, you see an image on the screen. Listen to the lecture and then speak into the microphone. The wording in the instructions below is the same as you will see in the actual test. See page 20 for help.




40 sec.

You will hear a lecture. After listening to the lecture, in 10 seconds, please speak into the microphone and retell what you have just heard from the lecture in your own words. You will have 40 seconds to give your response.

1 ▶ 52



2 ▶ 53



3 ▶ 54



TEST
2

SPEAKING

TIP STRIP

Listen for key words, e.g. in Question 7: *line*, *circle*, *circumference*. If you do not know one of the words, e.g. *circumference*, try to paraphrase it, e.g. from the center to the outer circle line.

Answer short question



In the test, there are 10–12 tasks. For each task, you hear a question and speak your answer into the microphone. The wording in the instructions below is the same as you will see in the actual test. See page 22 for help.

▶ 55–64



10 sec.

You will hear a question. Please give a simple and short answer. Often just one or a few words is enough.

Pearson Test of English Academic - Katherine Marie Garcia Time Remaining 00:11:36 27 of 42

You will hear a question. Please give a simple and short answer. Often just one or a few words is enough.

Status: Playing

Volume
■■■■■■■■■■
■■■■■■■■■■
■■■■■■■■■■

Recorded Answer

Current Status:
Beginning in 8 seconds.

Next

Answer short question: Each question is displayed on a new screen.