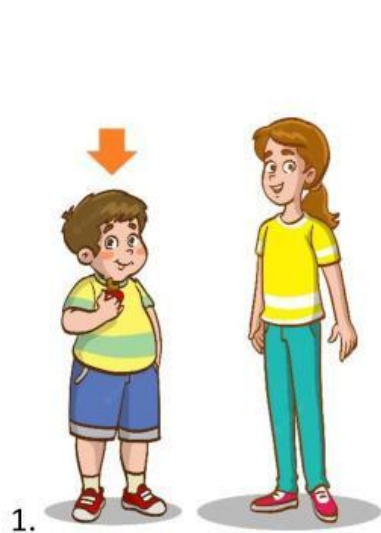


Unit 5 lesson 1 – Everybody up 3


A.VOCABULARY

Exercise 1: Look at the pictures and circle the correct answers



A.Short

B.Tall



A.Short

B.Tall



A.Old

B.Young



A.Old

B.Young



5.

A.Man

B.Woman



6.

A.Man

B.Woman



7.

A.Boy

B.Girl



8.

A.Boy

B.Girl



9.

A.Strong

B.Weak



10.

A.Strong

B.Weak

Exercise 2: Rearrange the letters.

dlo ->



yob ->



namow ->



llat ->



lrig ->



gnuoy ->







nam ->






trohs ->



Exercise 3: Look at the pictures and the sentences, write T (True) or F (False). If False, underline and correct the mistakes.

Sentences	Pictures	True/False	underline	Correct
1. The girl is short.	
2. The boy is short.	
3. The man is strong.	
4. The girl is weak.	

5. The man is young.	
6. He is old.	
8. The woman is young.	

B.GRAMMAR

Exercise 1: Change the words to the comparative form.

Example: tall -> taller

1. short ->
2. old ->
3. young ->
4. weak ->
5. strong ->

Exercise 2: Circle the correct answers.

1. The girl tall

A. is

B. are

C. aren't

2. The boy is than the girl.

A. tall

B. short

C. taller

3. The woman than the man.

A. strong

B. stronger

C. is stronger

4.?

Mia is taller.

A. What is this?

B. Who is taller?

C. What is taller?

Exercise 3: Underline and correct the mistakes.

underline

Correct

1. The boy is tall than the girl.
2. My bike is big than your bike.
3. The girl are weak.
4. The man is short the woman.

C. LISTENING

Exercise 1: Listen and write. (Track 3 – CD2)

1.

A: Look at number She is

B: I like her bike. It's big.

2.

A: Oh, she's my mom's friend.

B: Where?

C: Number, Her name is Olivia. She is Her bike is
and

3.

A: Look at Carine! She is She is 3. She's sitting by her

B: Oh, I see them. He's number His name is John. He is

4.

A: Number is

B: I know! He's not hot or tired. He's

5.

A: Jason isn't Is he

B: Who's Jason?

A: Number

B: No, he isn't He is He's tired, too.

6.

A: Hey, where's your

B: It's at

C: Let's ride our bikes too.

Exercise 2: Listen and write. (Track 5 – CD2)

1.

A: Who's, Danny or Julie?

B: Danny is

2.

A: Who's, Julie or Danny?

B: Julie is

3.

A: Who's, Mike or Leo?

B: Mike is

4.

A: Who's, Mike or Leo?

B: Leo is

5.

A: Who's, Emma or Ann?

B: is




6.

A: Who's, Emma or Ann?

B: is

D. WRITING

Exercise 1: Look at the pictures and make the sentences.

<p>1.</p> <p>.....</p> <p>.....</p>	
<p>2.</p> <p>.....</p> <p>.....</p>	
<p>3.</p> <p>.....</p> <p>.....</p>	

Exercise 2: Write a paragraph from 3-5 sentences describe a family member.

.....

.....

.....

.....