FRACCIONES

. **Relaciona con línea de colores cada fracción con su respectivo gráfico**

$\frac{3}{8}$ $\frac{6}{7}$ $\frac{1}{5}$

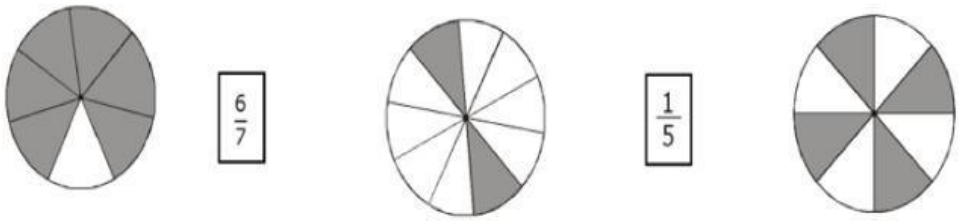

$\frac{2}{10}$ $\frac{5}{9}$ $\frac{4}{8}$

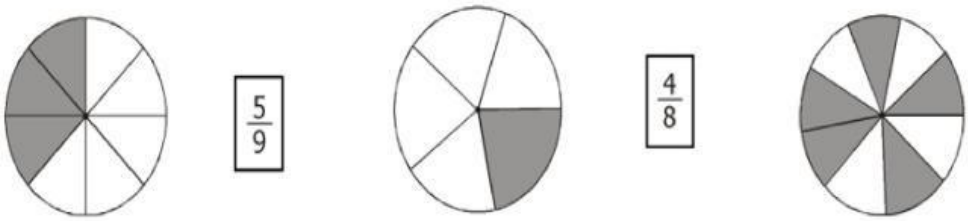

¿Qué gráfico representa cada una de las siguientes fracciones? (Encierra en una circunferencia la respuesta correcta).

$\frac{1}{5}$

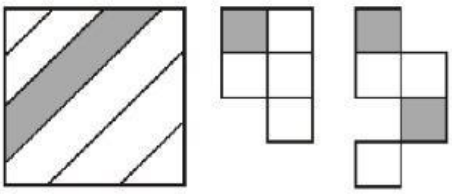

a) b) c)

$\frac{1}{2}$

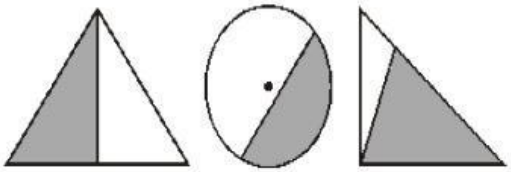

a) b) c)

$\frac{1}{3}$

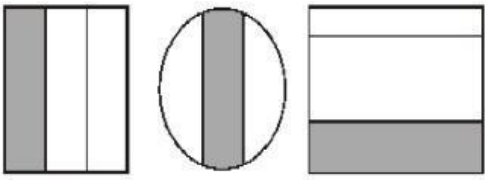

a) b) c)

$\frac{3}{4}$

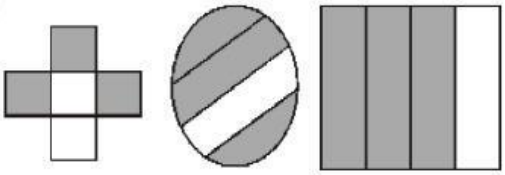

a) b) c)

LIVEWORKSHEETS