

Unit 4, Lesson 2

Exercise 1: Rearrange the letters to get the correct word



	nfike _____		taelp _____
	onops _____		Olbw _____
	rkfo _____		upc _____

Exercise 2: Look and write the correct answers

mine yours his hers
ours theirs




He is Tom.
This backpack is _____.


I am Finn.
This cap is _____.



She is Alice.
This coat is _____.



He is Oliver.
This water bottle is _____.



She is Emma.
This notebook is _____.



I am Anna.
This map is _____.

Exercise 4: Find and circle the words

fork, spoon, plate, cup, bowl



Unit 4, Lesson 2



Exercise 1: Match.

1. This spoon is yours.
2. This plate is mine.
3. This knife is his.
4. This bowl is hers.



Exercise 3: Read the conversation and write “his” or “hers”



- The bath is _____.
- The mat is _____.
- The armchair is _____.
- The mirror is _____.
- The bed is _____.
- The phone is _____.
- The clock is _____.
- The lamp is _____.
- The mirror is _____.
- The sofa is _____.

Unit 4, Lesson 2

Exercise 3: Read and fix the sentence.

False

True

1. This cup is her.
2. This bowl are his.
3. This fork are my.
4. This bowl is hiss.
5. Who bowl is that?

C. LISTENING

Exercise 1: Listen and fill in the blank. (CD1 –Track 56)

1. Whose is that? It's

2. Whose is that? It's



3. Whose is that? It's

4. Whoseis that? It's



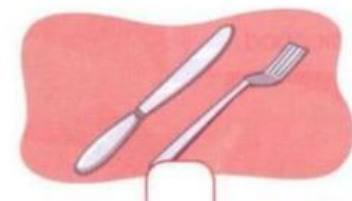
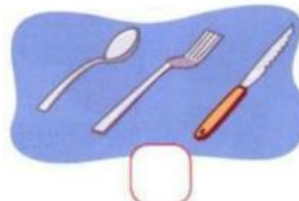
5. Whoseis that? It's

Unit 4, Lesson 2

6. Whoseis that? It's




Exercise 2: Listen and number. (CD1 –Track 57)



C. WRITING

Exercise 1: Listen and fill in the blank.



Unit 4, Lesson 2

1. Whose bowl is that?

⇒ It's

2.

⇒

3.

⇒

4.

⇒

5.

⇒

6.

⇒

Exercise 2: Write. Describe your kitchen. What can you see in your kitchen? And How many?

.....

.....

.....

.....

.....

.....

.....

.....