

# "ACTIONS AND VALUES FOR CITIZEN SECURITY"

## SESSION 1: A Safe Neighborhood, starts with us

COMPETENCIA: Lee diversos tipos de textos escritos en inglés como lengua extranjera

### CRITERIOS DE EVALUACION:

Lee el texto "A Safe Neighborhood, starts with us" y activa su vocabulario nuevo y conocimiento previo, demostrando comprensión de conceptos clave relacionados con la seguridad en la comunidad.

Responde correctamente las preguntas literales e inferenciales del texto, mostrando habilidad para interpretar y analizar la información presentada.

Escribe oraciones claras y coherentes sobre acciones que realizaron o no para mantener la seguridad en el vecindario, evidenciando su capacidad para aplicar el contenido aprendido en situaciones prácticas.

### LET'S OBSERVE: (Pre-reading)

- Complete the sentences with the words bank. Then match each one with the right picture.

|           |           |          |                   |          |
|-----------|-----------|----------|-------------------|----------|
| principal | community | campaign | community meeting | neighbor |
| safety    | agree     | signs    | neighborhood      | attended |

- My \_\_\_\_\_ is very quiet and safe.
- My \_\_\_\_\_ helps me with my garden.
- We have a strong \_\_\_\_\_ where everyone helps each other.
- \_\_\_\_\_ is important when we walk to school.
- Our school started a \_\_\_\_\_ to keep the streets clean.
- We put safety \_\_\_\_\_ on the way to school.
- I \_\_\_\_\_ to community meeting at 8:00 a.m. last Saturday.
- Yesterday, there was a \_\_\_\_\_ at the park.
- We all \_\_\_\_\_ to help with the project.
- Mr. Perez is the \_\_\_\_\_ of our school.



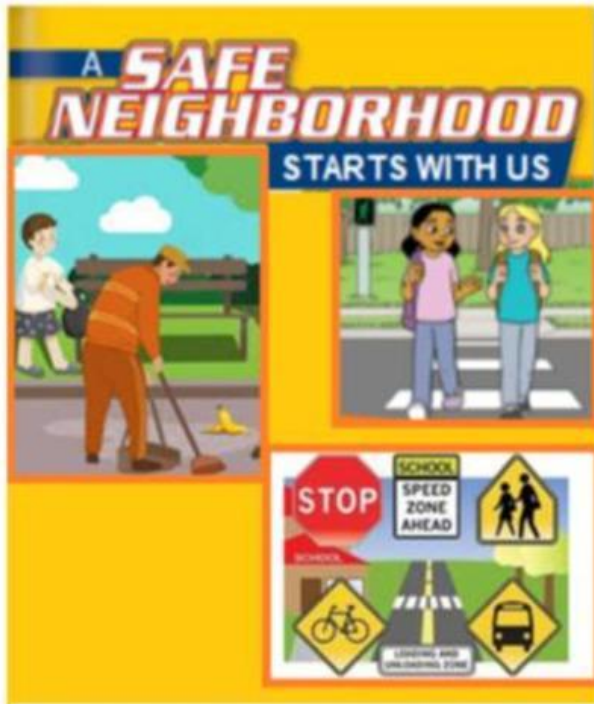
- Choose the right answer

What do you think is the text about?

- a) A safety campaign      b) A community meeting      c) Ideas to have a safer neighborhood.

LET'S READ: (During the Reading)

A. Listen and read the text



Last year, the students at Francisco Rojas School worked together to make their neighborhood safer. They organized a community meeting to discuss ways to improve safety. At the meeting, some students shared their ideas, and many people from the community attended.

Carlos helped by cleaning the streets and Maria talked to her neighbors about being careful when crossing the road. They also painted new signs to remind people to drive slowly near the school. However, not everyone participated. Some students didn't come to the meeting, and a few didn't help with the projects.

Later, the students asked their principal for more support. Did the principal listen to their ideas? Yes! He agreed to create a safety campaign. Now, the school has a plan to continue improving the safety of the community. Did the students succeed in making their neighborhood safer? Absolutely! But the work isn't over yet. Will they continue helping in the future? We think so.

B. What is the text about? It's about \_\_\_\_\_

C. Read each sentence and indicate if it is true or false.

- |   |      |       |
|---|------|-------|
| 1. The students organized a community meeting.              | True | False |
| 2. Carlos painted new signs for the school.                 | True | False |
| 3. Some students didn't help with the projects.             | True | False |
| 4. The principal did not agree to create a safety campaign. | True | False |

D. Read again the text and answer the questions

1. What did Maria do to help improve safety?

- a) She cleaned the streets
- b) She talked to her neighbors about road safety
- c) She painted new signs

2. Who attended the community meeting?

- a) Only students
- b) Only teachers
- c) Many people from the community

3. What did the principal agree to do?

- a) To organize more meetings
- b) To create a safety campaign
- c) To provide more funds for projects



**4. Why do you think some students didn't participate in the safety projects?**

- a) They might have been busy with other activities.
- b) They might not like the safety projects.
- c) They might not know about the projects.

**5. How do you think the safety campaign will help the community?**

- a) It will make people feel better about the school.
- b) It will remind people to drive safely near the school.
- c) It will create more fun events in the community.

**6. What might be some reasons why the students will continue helping in the future?**

- a) They might want to meet new people.
- b) They might like to be in the news.
- c) They might want to see their community become safer.

**E. Drag the actions to the right box**

| Some students ....  | Some students didn't....  |
|---|---|
| <p> <input type="checkbox"/> <input type="checkbox"/>     <input type="checkbox"/>     <input type="checkbox"/>     <input type="checkbox"/>     <input type="checkbox"/>     <input type="checkbox"/>     <input type="checkbox"/>     <input type="checkbox"/> </p> | <p> <input type="checkbox"/>     <input type="checkbox"/>     <input type="checkbox"/>     <input type="checkbox"/>     <input type="checkbox"/> </p> |

come to the meeting

organized a community meeting

shared their ideas

painted new signs

worked together to make their neighborhood safer.

help with the projects




### LET'S WRITE (Post- reading)

- Think and write positive actions that your neighbors did or didn't do to improve the safety in your neighborhood.

| What positive actions did your neighbors do? |
|--|
|  |
|  |
|  |
|  |
|  |
|  |

| What positive actions did your neighbors not do? |
|--|
|  |
|  |
|  |
|  |
|  |
|  |

### LET'S REFLECT

| EVALUATION CRITERIA |   | I DID WELL<br> | I HAD SOME DIFFICULTIES<br> | I NEED HELP<br> |
|---------------------|---|---|--|--|
| 01                  | ¿Logre comprender un texto en ingles relacionado con la seguridad en la comunidad?  |   |  |  |
| 02                  | ¿Logre responder correctamente las preguntas literales e inferenciales en relación al texto?  |   |  |  |
| 03                  | ¿Logre escribir oraciones claras y coherentes sobre acciones que los vecinos realizaron o no para mantener la seguridad en el vecindario? |   |  |  |