

UNIT 4: COLORS AND SHAPES

Lesson 1

Exercise 1: Look, read and tick.



☐ red
☐ yellow



☐ yellow
☐ orange



☐ orange
☐ red

Exercise 2: Match




an orange car


a yellow car

a red car

Exercise 3: Look and write the missing letter.



1. r__d



2. yell__w



3. or__nge




4. Colo__s

Exercise 4: Read and tick.

a. It's red.




b. It's orange.







c. It's an orange car.



d. It's a yellow car.



Exercise 5: Fill in the blank.

<p>1. What _____ is it?</p> <p>- It's _____</p> 	<p>2. What color _____ it?</p> <p>- It's _____</p> 
<p>3. What color _____?</p> <p>- It's _____</p> 	<p>4. _____ is it?</p> <p>- It's a red _____</p> 

Exercise 6: Reorder the words to make sentences.

- is/ red/ It/.
A. It is red.
B. Is it red.
- color/ What/ it/ is/?
A. What is color it?
B. What color is it?
- an orange car/ It/ is/.
A. It is an orange car.
B. Is it an orange car.
- a/ car/ It/ is/ red/.
A. It is a red car.
B. It is a car red.
- car/ It/ is/ yellow/ a/.
A. It is a car yellow.
B. It is a yellow car.